

Chittagong Stock Exchange

09-Apr-24

Weekly Market Summary

Week: 2024-04-08 to 2024-04-09 (2 days)

Total Turnover (BDT) :	161,105,896.60
Volume of Share (Nos):	5,359,531.00
Total Contact(Nos)	3,975
Total Scrip Traded	226

CATEGORY WISE TURNOVER		
Group	Turnover Value(BDT)	% of Total
A	68,385,928.00	42.45
B	54,997,322.90	34.14
N	13,396,622.30	8.32
Z	24,326,023.40	15.10

MAJOR INDICES IN THE WEEK						
Date	CASPI	CSE30	CSCX	CSE50	CSI	CSESMEX
04/04/2024	16614.4686	12712.9442	9993.8378	1,189.14	1,084.93	3,512.49
04/09/2024	16733.1617	12776.1064	10059.3221	1,191.33	1,090.03	3,385.42
change in %	0.7144	0.4968	0.6552	0.18	0.47	-3.62

SCRIP PERFORMANCE IN THE WEEK	
Advanced	164
Declined	42
No Change	20
Total Traded Issues	226

TOP TEN GAINER COMPANIES BY CLOSING PRICE						
Scrip ID	Scrip Name	Category	Week		Closing	Turnover (BDT)
			Difference	Opening		
32018	DESHBANDHU POLYMER LIMITED	B	20.46	29.80	35.90	1,725,012.60
14017	FU-WANG FOODS LIMITED	B	15.11	25.80	29.70	5,670,510.50
16034	KDS ACCESSORIES LIMITED	A	14.94	43.50	50.00	147.80
16009	BD.THAI ALUMINIUM LIMITED	B	13.33	22.50	25.50	964,301.90
11045	UNION INSURANCE COMPANY LTD.	B	12.83	41.30	46.60	21,723.30
11035	ASIA INSURANCE LIMITED	A	11.63	42.10	47.00	93.00
14027	EMERALD OIL INDUSTRIES LIMITED	B	10.90	53.20	59.00	916,557.40
14602	ACHIA SEA FOODS LIMITED	N	10.00	30.00	33.00	11,385.00
32022	Yeakin Polymer Limited	Z	9.95	20.10	22.10	11,547.00
12048	MATIN SPINNING MILLS PLC.	A	9.93	46.30	50.90	10,534.10

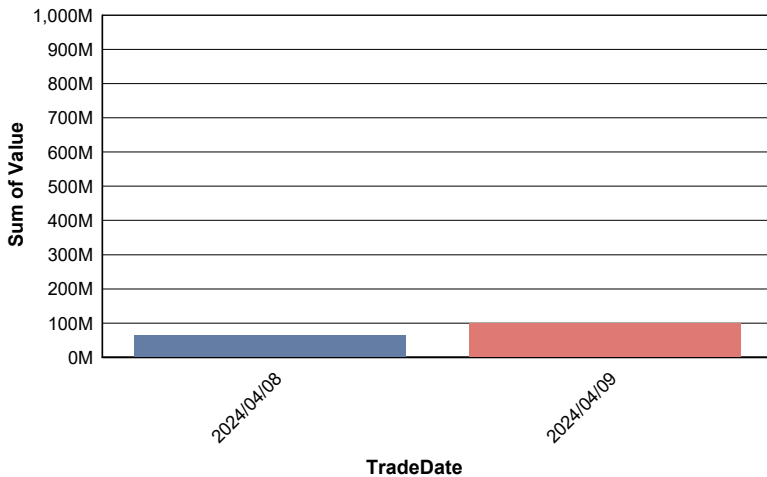
TOP TEN LOSER COMPANIES BY CLOSING PRICE

Scrip ID	Scrip Name	Category	Week Difference	Opening	Closing	Turnover (BDT)
32605	HIMADRI LIMITED	N	-18.99	2,943.40	2,384.40	143,055.70
26001	GRAMEENPHONE LIMITED	A	-7.73	258.70	238.70	116,372.90
40001	IBBL MUDARABA PERPETUAL BOND	A	-6.57	760.00	710.00	1,420.00
25008	PREMIER LEASING & FINANCE LTD	Z	-4.16	4.80	4.60	12,420.00
14026	OLYMPIC INDUSTRIES LIMITED	A	-4.09	156.40	150.00	15,150.00
12024	H.R.TEXTILE MILLS LIMITED	B	-4.00	85.00	81.60	36,720.00
13006	RECKITT BENCKISER (BD) PLC.	A	-4.00	5,000.00	4,800.00	67,200.00
20006	POWER GRID COMPANY OF BD LTD.	A	-3.82	44.50	42.80	310,509.70
22017	DUTCH-BANGLA BANK PLC.	A	-3.59	55.70	53.70	51,621.00
16019	SINGER BANGLADESH LIMITED	A	-2.90	144.40	140.20	12,898.40

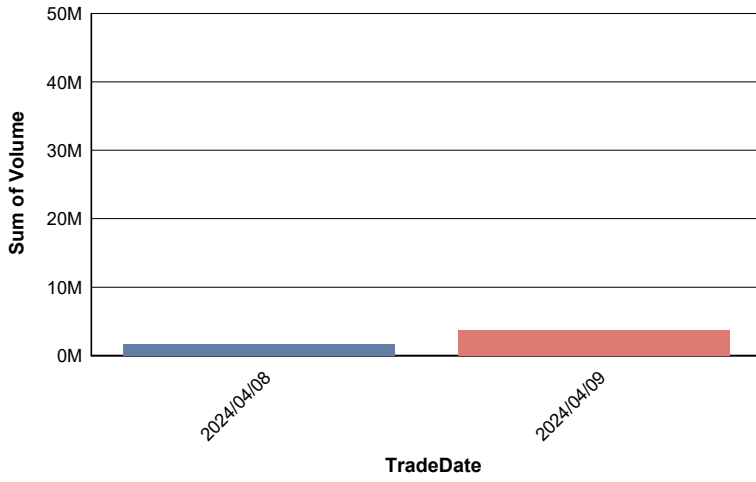
TOP TEN COMPANIES BY TURNOVER

Scrip ID	Scrip Name	Turnover (BDT)	Volume
12038	R. N. SPINNING MILLS LIMITED	23,040,000.00	1,440,000
13037	NAVANA PHARMACEUTICALS PLC.	21,058,440.00	240,570
14028	TAUFKA FOODS & LOVELLO ICECREAM PLC.	11,966,198.10	207,406
14023	RANGPUR DAIRY & FOOD PROD. LTD	8,521,100.00	266,800
16035	BBS CABLES PLC.	5,707,630.00	157,600
14017	FU-WANG FOODS LIMITED	5,670,510.50	195,218
12012	ALIF INDUSTRIS LIMITED	5,170,181.60	48,777
13038	JMI HOSPITAL REQUISITE MFG. LTD.	5,087,722.20	74,301
32601	ORYZA AGRO INDUSTRIES LIMITED	4,709,200.00	128,700
18012	BEST HOLDINGS LIMITED	4,557,452.10	123,281

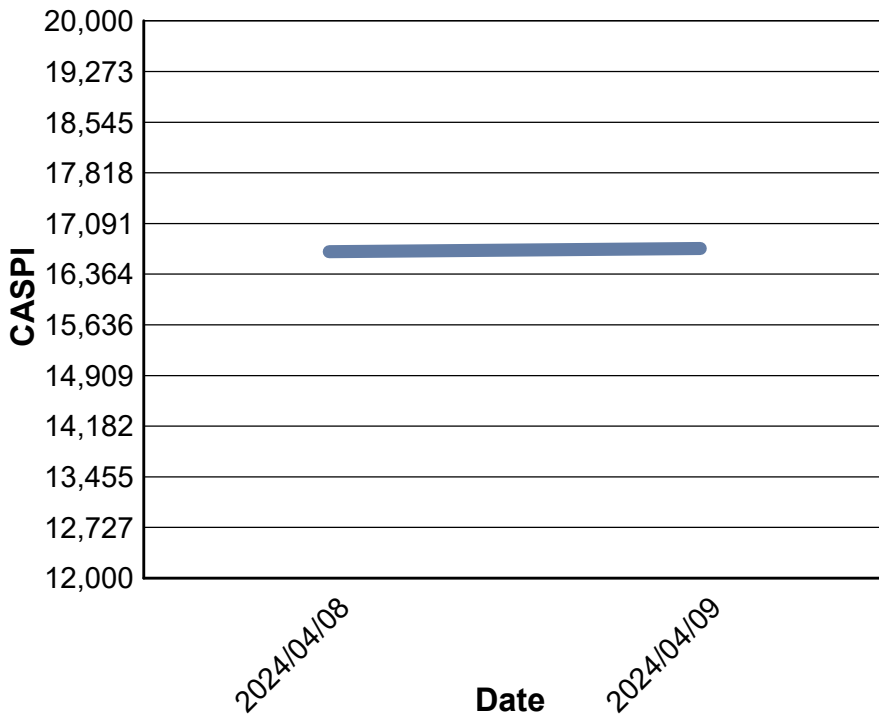
Data for Turnover Value



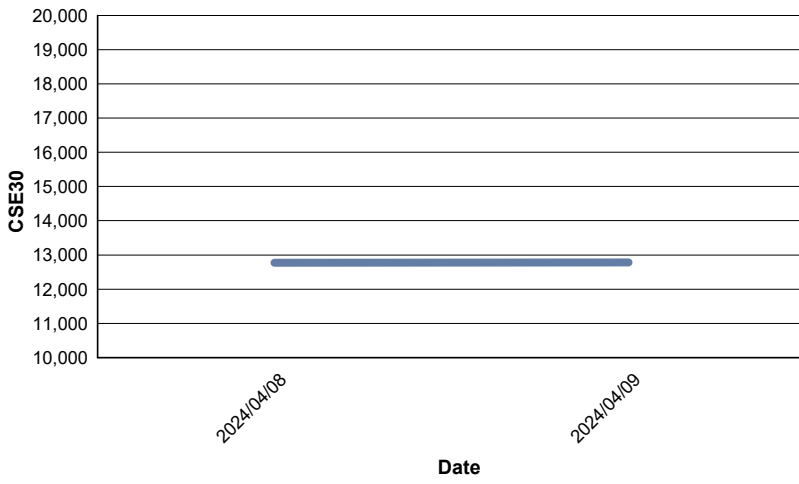
Data for Turnover Volume



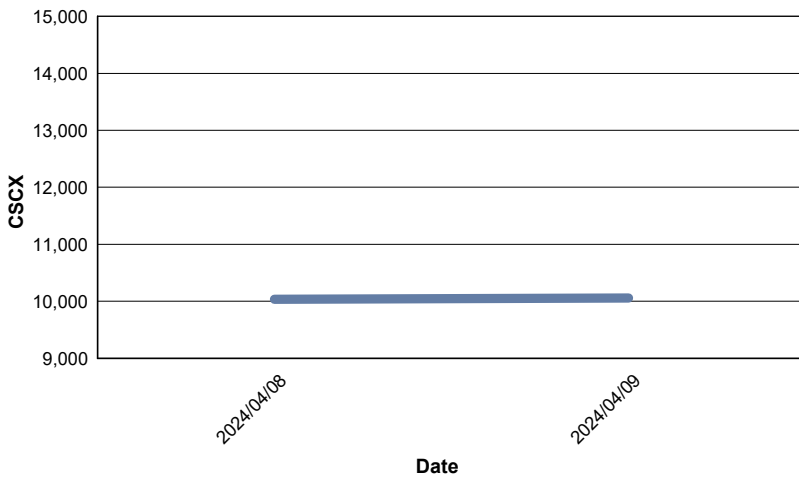
CASPI Index



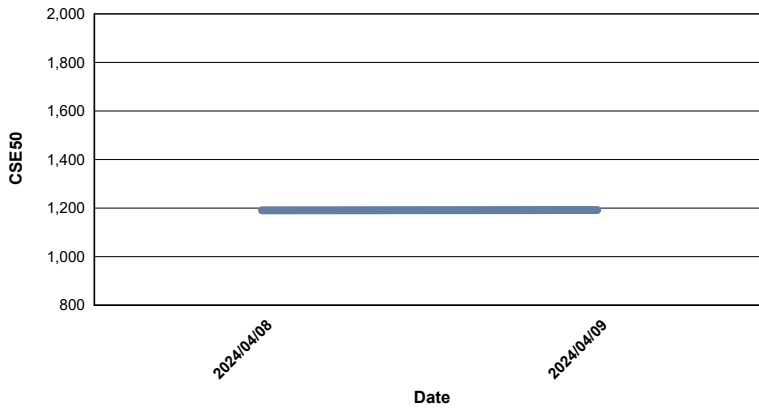
Index CSE30



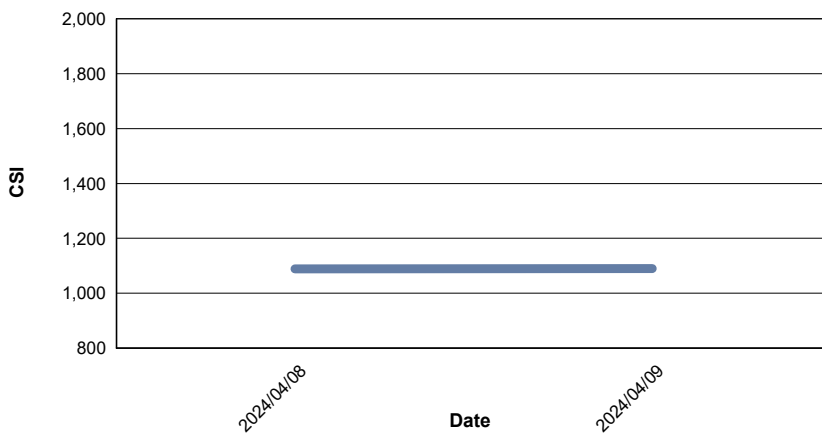
Index CSCX



Index CSE50



Index CSI



Index CSESMEX

