

Chittagong Stock Exchange

11-Jan-24

Weekly Market Summary

Week: 2024-01-08 to 2024-01-11 (4 days)

Total Turnover (BDT) :	340,352,950.60
Volume of Share (Nos):	12,345,154.00
Total Contact(Nos)	14,186
Total Scrip Traded	262

CATEGORY WISE TURNOVER		
Group	Turnover Value(BDT)	% of Total
A	155,303,126.80	45.63
B	169,343,994.20	49.75
N	5,192,072.40	1.53
Z	10,513,757.20	3.09

MAJOR INDICES IN THE WEEK						
Date	CASPI	CSE30	CSCX	CSE50	CSI	CSESMEX
01/04/2024	18508.5380	13306.5414	11068.5873	1,298.99	1,177.29	2,623.65
01/11/2024	18665.1387	13387.5422	11161.8526	1,304.75	1,184.98	2,673.96
change in %	0.8461	0.6087	0.8426	0.44	0.65	1.92

SCRIP PERFORMANCE IN THE WEEK	
Advanced	106
Declined	26
No Change	130
Total Traded Issues	262

TOP TEN GAINER COMPANIES BY CLOSING PRICE						
Scrip ID	Scrip Name	Category	Week Difference	Opening	Closing	Turnover (BDT)
14603	AGRO ORGANICA PLC	N	45.31	25.60	37.20	152,048.30
25013	UNION CAPITAL LIMITED	B	27.47	9.10	11.60	7,497,750.60
25015	INT'L LEASING & FINANCIAL SERV	B	23.21	5.60	6.90	1,981,676.60
32602	MASTER FEED AGROTECH LIMITED	N	20.00	10.50	12.60	24.10
22005	RUPALI BANK LIMITED	B	19.18	31.80	37.90	5,959,802.10
32019	KHAN BROTHERS PP WOVEN BAG IN	B	18.07	110.10	130.00	40,207,192.50
19011	BASHUNDHARA PAPER MILLS LTD.	A	17.33	60.00	70.40	8,277,572.90
25005	MIDAS FINANCING LIMITED	B	17.11	11.10	13.00	2,759,587.70
25017	FAS FINANCE & INVESTMENT LTD	B	14.54	5.50	6.30	5,503,356.80
10006	MEGHNA LIFE INSURANCE CO.LTD.	A	14.45	78.20	89.50	1,671,271.90

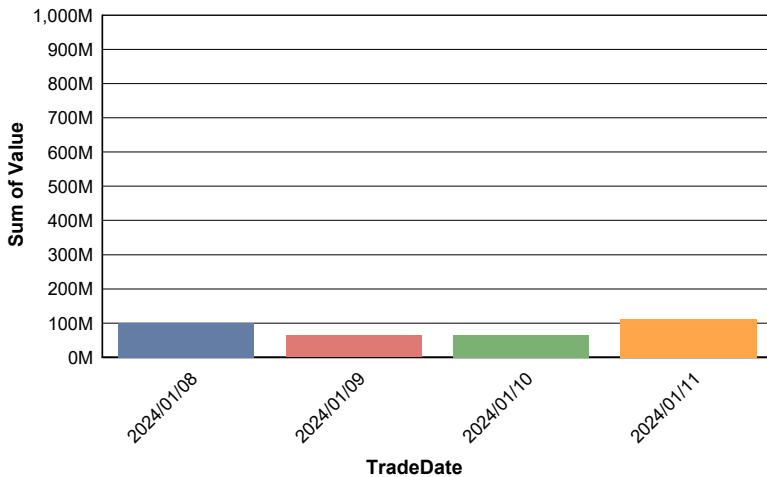
TOP TEN LOSER COMPANIES BY CLOSING PRICE

Scrip ID	Scrip Name	Category	Week Difference	Opening	Closing	Turnover (BDT)
19006	SINOBANGLA INDUSTRIES LIMITED	A	-10.83	60.00	53.50	1,453,066.50
23003	STANDARD CERAMIC INDS LIMITED	B	-8.00	150.00	138.00	183,235.00
21030	IFIL ISLAMIC MUTUAL FUND-1	A	-7.89	7.60	7.00	193,550.00
12049	HWA WELL TEXTILES (BD) LTD.	A	-7.69	53.30	49.20	2,460.00
21053	ICB AMCL CMSF GOLDEN JUBILEE ML	A	-6.25	14.40	13.50	554,484.30
32022	Yeakin Polymer Limited	B	-4.86	28.80	27.40	4,840,579.80
13012	LIBRA INFUSIONS LIMITED	B	-4.75	900.10	857.30	2,041,568.30
14026	OLYMPIC INDUSTRIES LIMITED	A	-3.72	155.80	150.00	200,125.00
12012	ALIF INDUSTRIAL LIMITED	A	-3.54	79.00	76.20	175,260.00
21049	SEML IBBL SHARIAH FUND	A	-3.37	8.90	8.60	48,160.00

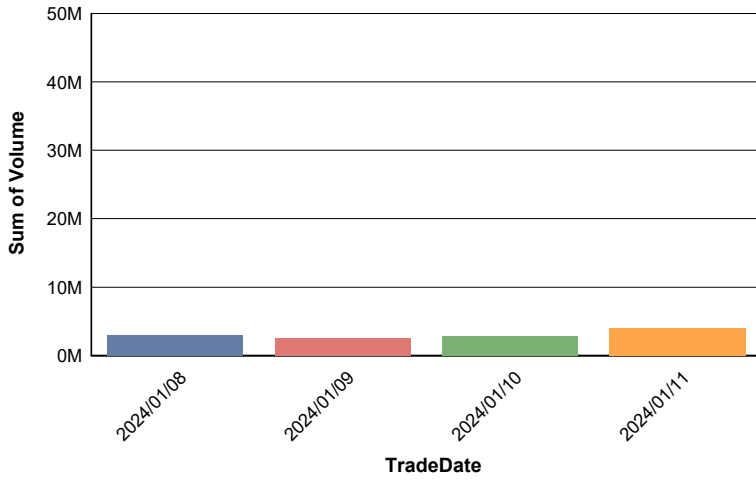
TOP TEN COMPANIES BY TURNOVER

Scrip ID	Scrip Name	Turnover (BDT)	Volume
32019	KHAN BROTHERS PP WOVEN BAG INDUSTRI	40,207,192.50	349,549
18011	SEA PEARL BEACH RESORT & SPA LIMITED	10,979,450.00	100,934
16009	BD.THAI ALUMINIUM LIMITED	10,631,581.20	343,131
15009	LAFARGE HOLCIM BANGLADESH LIMITED	10,146,406.00	136,697
22029	BRAC BANK LIMITED	10,099,044.00	280,529
13002	SQUARE PHARMACEUTICALS PLC	9,069,023.20	43,115
19010	KHULNA PRINTING & PACKAGING LTD.	8,559,710.30	299,302
20020	INTRACO REFUELING STATION LTD.	8,553,117.00	202,202
22038	MIDLAND BANK LIMITED	8,449,386.70	537,344
32004	BD SHIPPING CORPORATION	8,396,528.50	76,434

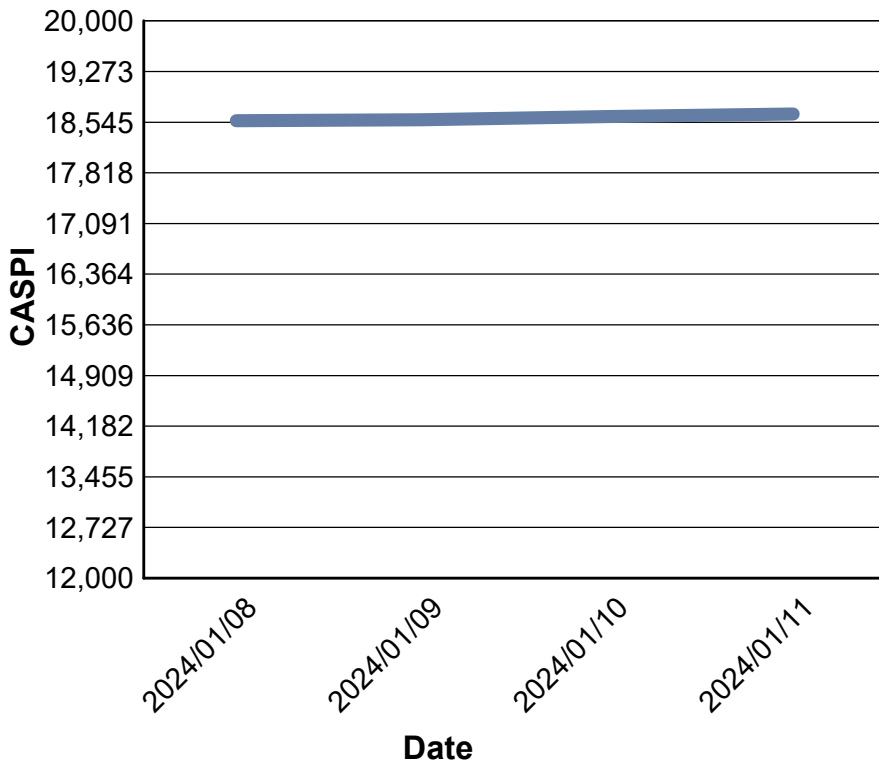
Data for Turnover Value



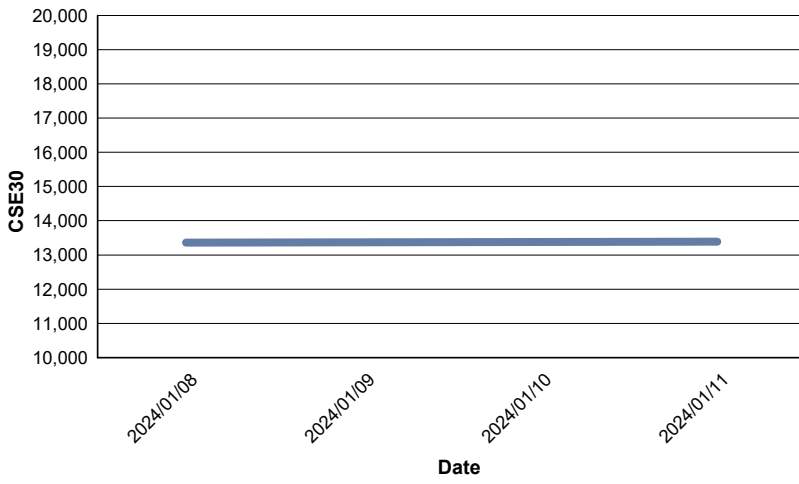
Data for Turnover Volume



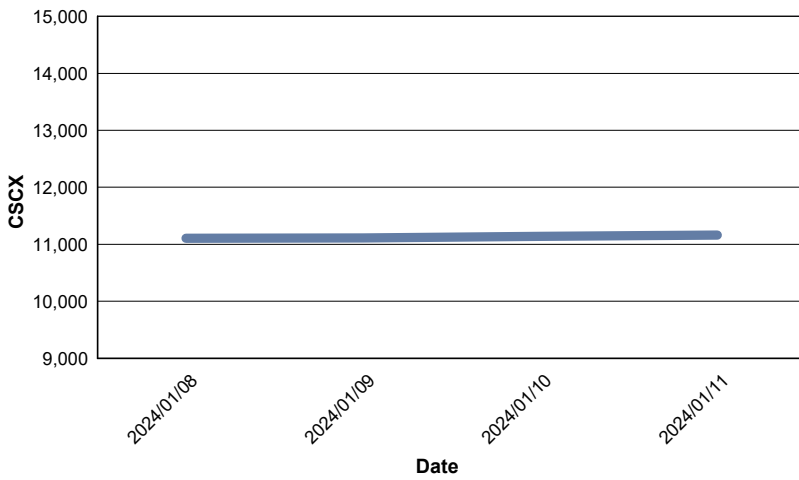
CASPI Index



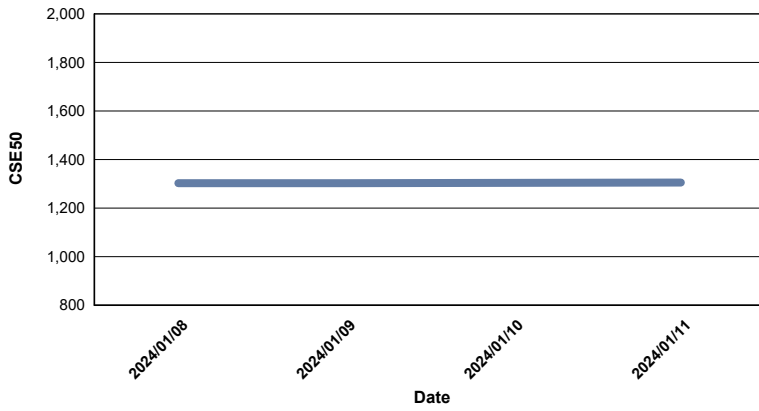
Index CSE30



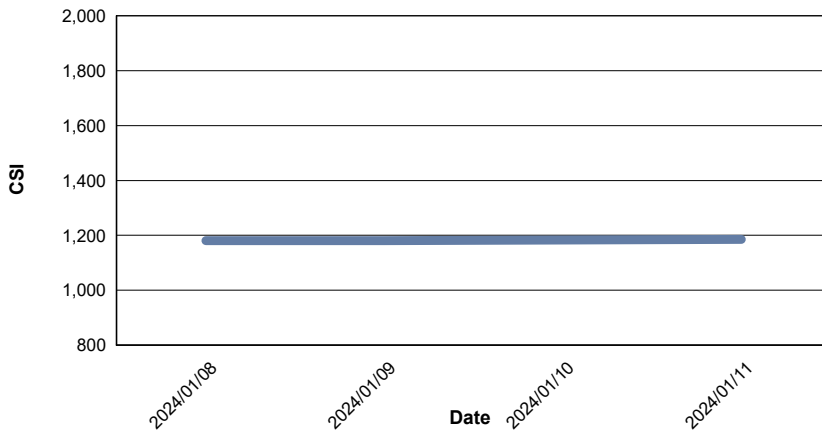
Index CSCX



Index CSE50



Index CSI



Index CSESMEX

