

Chittagong Stock Exchange

27-Jun-24

Weekly Market Summary

Week: 2024-06-23 to 2024-06-27 (5 days)

Total Turnover (BDT) :	3,084,252,094.90
Volume of Share (Nos):	80,140,680.00
Total Contact(Nos)	13,563
Total Scrip Traded	327

CATEGORY WISE TURNOVER		
Group	Turnover Value(BDT)	% of Total
A	2,143,270,523.80	69.49
B	909,734,008.30	29.49
N	22,648,487.60	0.73
Z	8,599,075.20	0.28

MAJOR INDICES IN THE WEEK						
Date	CASPI	CSE30	CSCX	CSE50	CSI	CSESMEX
06/20/2024	14786.8209	11566.2819	8899.5668	1,068.31	960.58	3,020.62
06/27/2024	15088.5997	11949.9743	9086.4896	1,091.67	985.52	3,056.10
change in %	2.0409	3.3173	2.1004	2.19	2.60	1.17

SCRIP PERFORMANCE IN THE WEEK	
Advanced	169
Declined	126
No Change	32
Total Traded Issues	327

TOP TEN GAINER COMPANIES BY CLOSING PRICE							
Scrip ID	Scrip Name	Category	Week		Closing	Turnover (BDT)	
			Difference	Opening			
11004	RELIANCE INSURANCE LTD	A	32.83	53.90	71.60	195.90	
25001	INVESTMENT CORP OF BANGLADESH	B	27.29	50.20	63.90	3,072.90	
16041	WALTON HI-TECH INDUSTRIES PLC.	A	26.20	515.90	651.10	1,164,250.10	
15002	HEIDELBERG CEMENT BANGLADESH L	A	19.29	175.20	209.00	23,939.00	
16013	BANGLADESH LAMPS LIMITED	A	18.18	103.40	122.20	246,622.00	
21054	CAPITEC GRAMEEN BANK GROWTH FUNI	A	18.05	14.40	17.00	5,216,965.50	
19009	HAKKANI PULP & PAPER MILLS LTD	B	17.02	47.00	55.00	66,627.00	
19007	BD MONOSPOOL PAPER MFG. CO. LTD.	A	16.98	157.20	183.90	1,540,778.80	
12034	SQUARE TEXTILES PLC.	A	15.07	39.80	45.80	16,099.80	
11048	SIKDER INSURANCE COMPANY LTD	N	15.03	26.60	30.60	614,646.70	

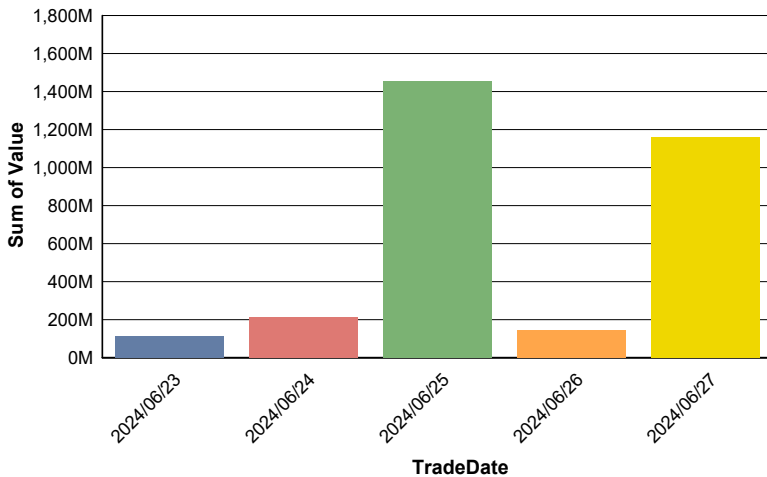
TOP TEN LOSER COMPANIES BY CLOSING PRICE

Scrip ID	Scrip Name	Category	Week Difference	Opening	Closing	Turnover (BDT)
32018	DESHBANDHU POLYMER LIMITED	B	-17.44	29.80	24.60	3,371.60
21023	DBH FIRST MUTUAL FUND	A	-13.72	5.10	4.40	9,230.00
12063	NURANI DYEING & SWEATER LTD.	Z	-12.24	4.90	4.30	44,463.60
13033	SILVA PHARMACEUTICALS LIMITED	B	-11.97	16.70	14.70	98,298.90
13039	ASIATIC LABORATORIES LIMITED	N	-10.03	56.80	51.10	8,379,024.10
17601	MK FOOTWEAR PLC	N	-9.87	40.50	36.50	36.50
12023	DELTA SPINNERS LIMITED	Z	-9.43	5.30	4.80	39,916.00
13028	CENTRAL PHARMACEUTICALS LTD.	B	-8.78	20.50	18.70	3,252,545.20
21029	POPULAR LIFE FIRST MUTUAL FUND	A	-8.57	3.50	3.20	44,257.40
25022	FAREAST FINANCE & INVESTMENT L	Z	-8.10	3.70	3.40	1,135.20

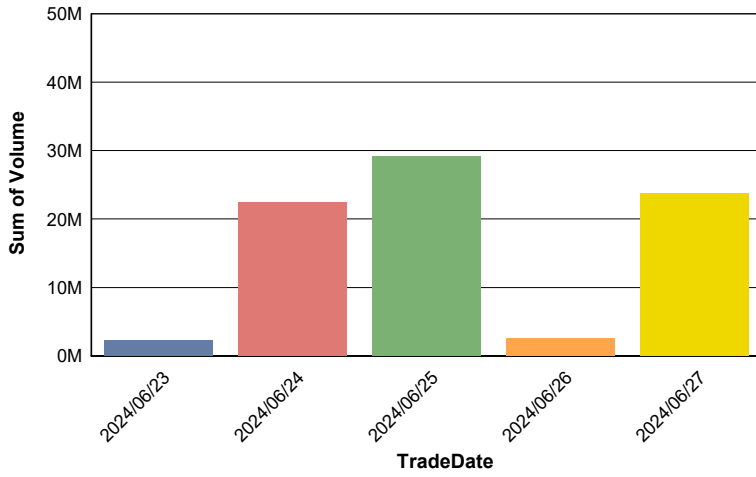
TOP TEN COMPANIES BY TURNOVER

Scrip ID	Scrip Name	Turnover (BDT)	Volume
13038	JMI HOSPITAL REQUISITE MFG. LTD.	499,227,470.20	6,656,971
22007	PUBALI BANK LIMITED	495,190,543.80	18,477,521
22013	PRIME BANK PLC.	420,338,524.50	18,275,649
32009	BRITISH AMERICAN TOBACCO BD CO	355,586,516.80	1,127,846
20013	LINDE BANGLADESH LIMITED	220,122,466.10	156,684
14022	FINE FOODS LIMITED	209,485,000.00	1,167,000
20008	MEGHNA PETROLEUM LIMITED	201,592,074.00	1,015,070
10010	RUPALI LIFE INSURANCE CO. LTD.	182,332,586.60	989,384
22003	NATIONAL BANK LIMITED	131,561,133.60	20,883,111
18011	SEA PEARL BEACH RESORT & SPA LIMITED	67,802,101.60	683,325

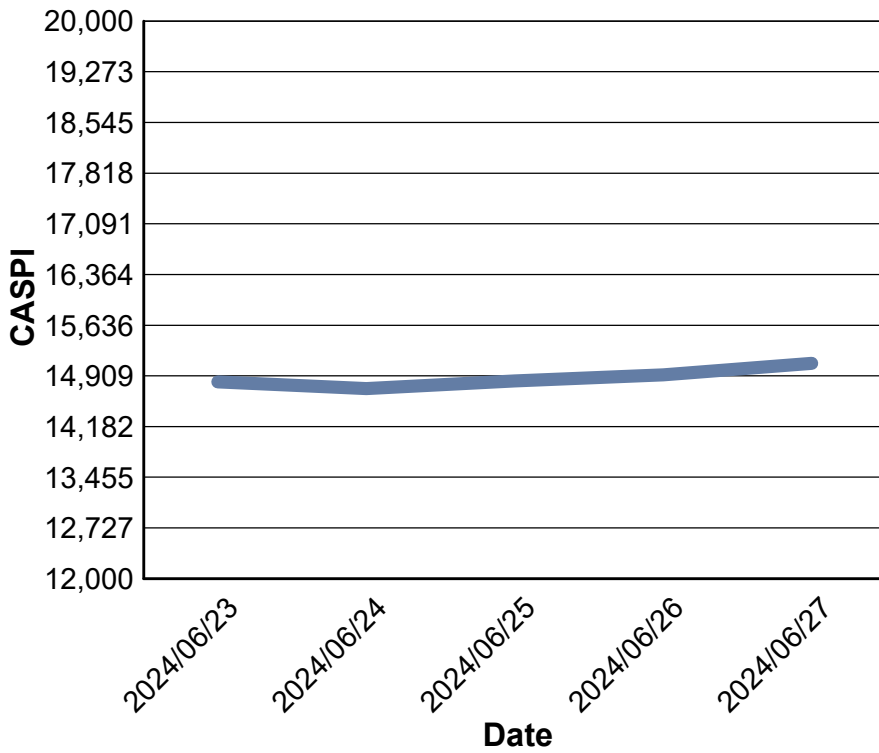
Data for Turnover Value



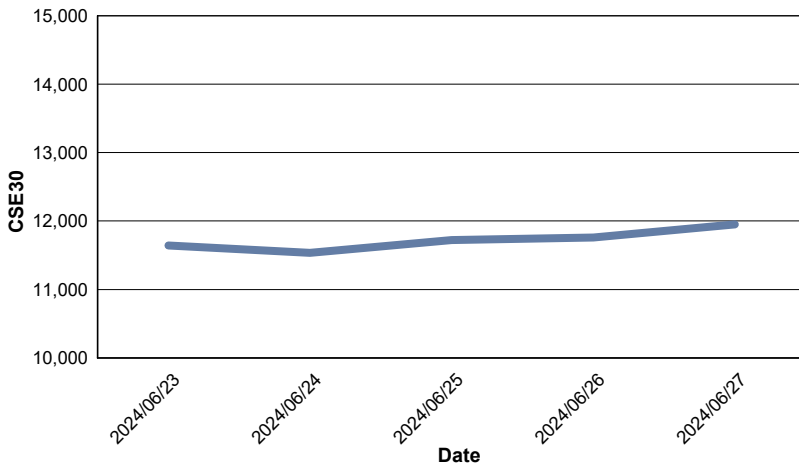
Data for Turnover Volume



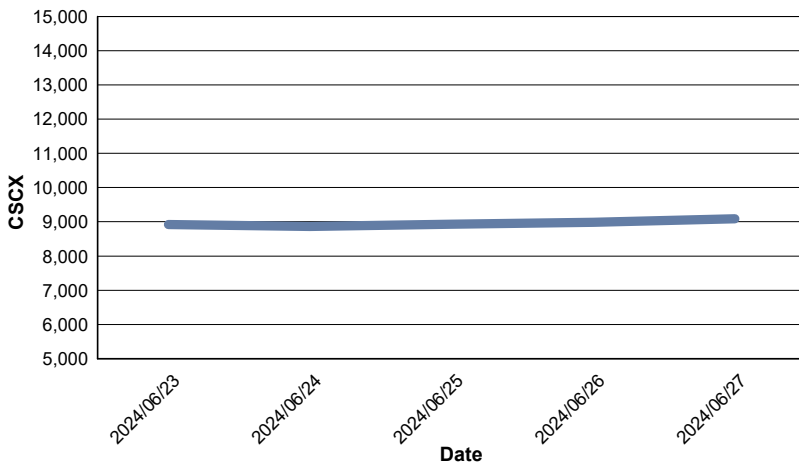
CASPI Index



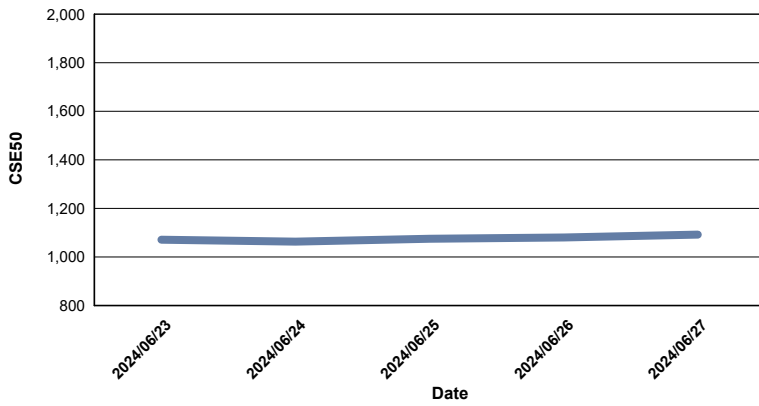
Index CSE30



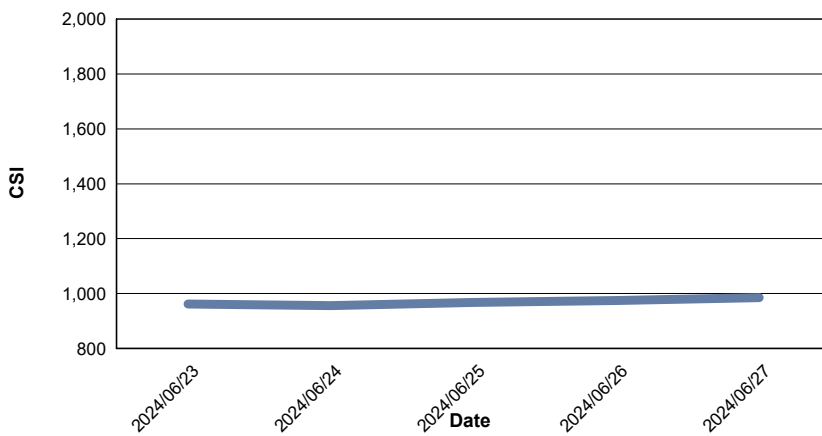
Index CSCX



Index CSE50



Index CSI



Index CSESMEX

