

Chittagong Stock Exchange

04-Jan-24

Weekly Market Summary

Week: 2024-01-01 to 2024-01-04 (4 days)

Total Turnover (BDT) :	311,392,295.00
Volume of Share (Nos):	11,324,514.00
Total Contact(Nos)	11,052
Total Scrip Traded	281

CATEGORY WISE TURNOVER		
Group	Turnover Value(BDT)	% of Total
A	183,288,988.00	58.86
B	117,280,050.40	37.66
N	1,488,634.10	0.48
Z	9,334,622.50	3.00

MAJOR INDICES IN THE WEEK						
Date	CASPI	CSE30	CSCX	CSE50	CSI	CSESMEX
01/04/2024	18508.5380	13306.5414	11068.5873	1,298.99	1,177.29	2,623.65
12/28/2023	18520.1399	13304.5211	11076.4123	1,299.43	1,178.65	2,621.27
change in %	-0.0626	0.0152	-0.0706	-0.03	-0.11	0.09

SCRIP PERFORMANCE IN THE WEEK	
Advanced	43
Declined	85
No Change	153
Total Traded Issues	281

TOP TEN GAINER COMPANIES BY CLOSING PRICE						
Scrip ID	Scrip Name	Category	Week		Closing	Turnover (BDT)
			Difference	Opening		
14603	AGRO ORGANICA PLC	N	45.45	17.60	25.60	89.40
11041	CRYSTAL INSURANCE COMPANY LIM	A	20.30	79.80	96.00	511,859.50
11001	RUPALI INSURANCE COMPANY LTD	A	14.33	27.90	31.90	2,380,361.90
11031	STANDARD INSURANCE LIMITED	A	13.46	52.00	59.00	629,035.10
11027	PARAMOUNT INSURANCE CO. LTD	A	13.20	51.50	58.30	295,530.00
32007	IMAM BUTTON INDUSTRIES LTD	Z	9.96	162.60	178.80	536.40
11033	REPUBLIC INSURANCE COMPANY LTI	A	8.58	39.60	43.00	311,191.60
21030	IFIL ISLAMIC MUTUAL FUND-1	A	8.57	7.00	7.60	1,571,367.30
32019	KHAN BROTHERS PP WOVEN BAG IN	B	7.94	102.00	110.10	5,704,758.10
32022	Yeakin Polymer Limited	B	7.86	26.70	28.80	3,160,301.10

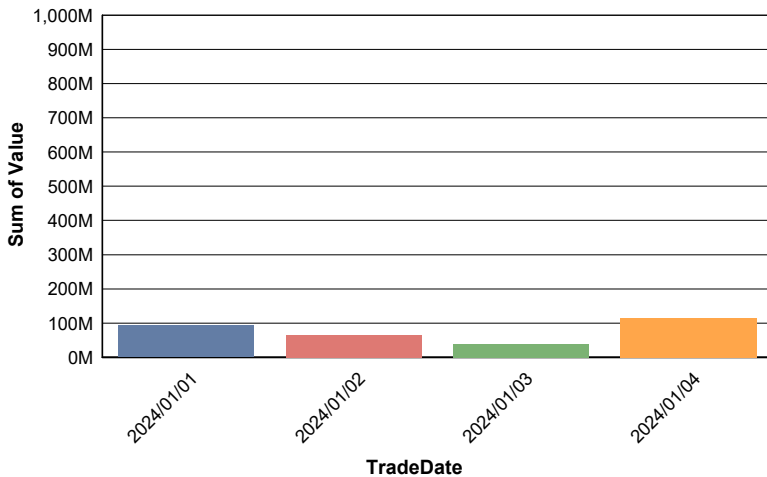
TOP TEN LOSER COMPANIES BY CLOSING PRICE

Scrip ID	Scrip Name	Category	Week Difference	Opening	Closing	Turnover (BDT)
21042	ICB AMCL SONALI BANK LTD 1STMF	A	-17.70	9.60	7.90	292,743.00
16033	OLYMPIC ACCESSORIES LTD.	B	-13.58	18.40	15.90	11,218,783.40
19010	KHULNA PRINTING & PACKAGING LTD	B	-11.11	29.70	26.40	6,963,177.10
16004	AFTAB AUTOMOBILES LIMITED	A	-9.66	30.00	27.10	1,732,199.60
32602	MASTER FEED AGROTECH LIMITED	N	-9.48	11.60	10.50	945,000.00
21041	NCCBL MUTUAL FUND-1	A	-9.30	8.60	7.80	390.00
21020	ICB EMPL PROV MF1 SCHM1	A	-8.97	7.80	7.10	497,154.40
21022	PRIME BANK 1ST ICB AMCL MF	A	-8.60	9.30	8.50	1,019,038.00
12061	PACIFIC DENIMS LIMITED	B	-8.51	14.10	12.90	7,046,749.90
13034	INDO-BANGLA PHARMACEUTICALS L	B	-8.02	18.70	17.20	1,842,428.40

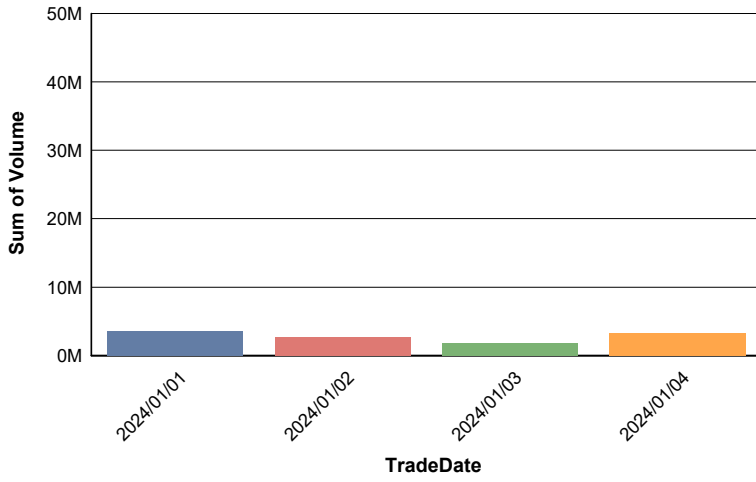
TOP TEN COMPANIES BY TURNOVER

Scrip ID	Scrip Name	Turnover (BDT)	Volume
25018	DELTA BRAC HOUSING FIN. CORP.	51,708,120.00	1,007,160
22022	BANK ASIA LIMITED	25,974,700.00	1,270,000
16009	BD.THAI ALUMINIUM LIMITED	17,907,548.10	617,017
15009	LAFARGE HOLCIM BANGLADESH LIMITED	14,748,282.80	203,535
20020	INTRACO REFUELING STATION LTD.	13,316,781.00	327,640
16033	OLYMPIC ACCESSORIES LTD.	11,218,783.40	692,812
12038	R. N. SPINNING MILLS LIMITED	8,430,770.00	403,370
12061	PACIFIC DENIMS LIMITED	7,046,749.90	533,198
19010	KHULNA PRINTING & PACKAGING LTD.	6,963,177.10	249,285
18011	SEA PEARL BEACH RESORT & SPA LIMITED	5,715,438.70	57,069

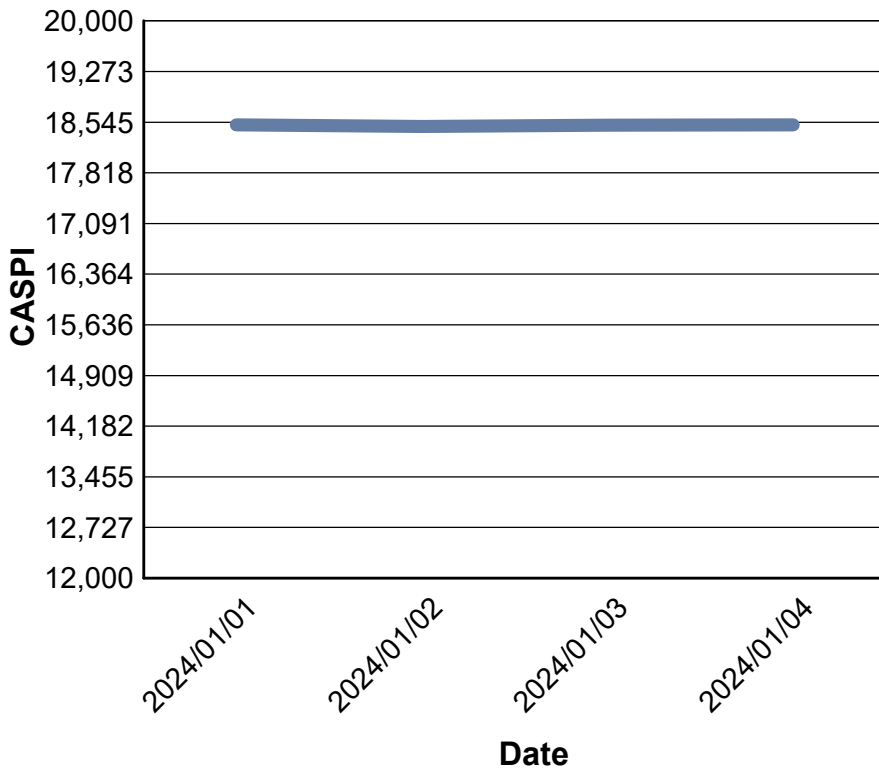
Data for Turnover Value



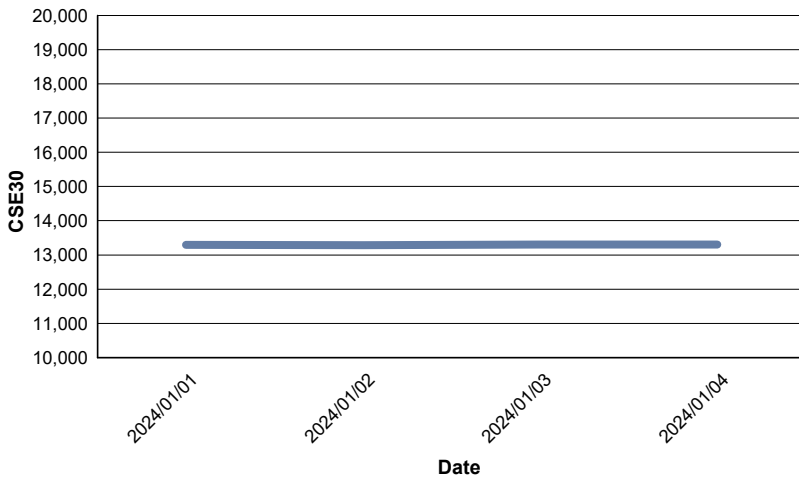
Data for Turnover Volume



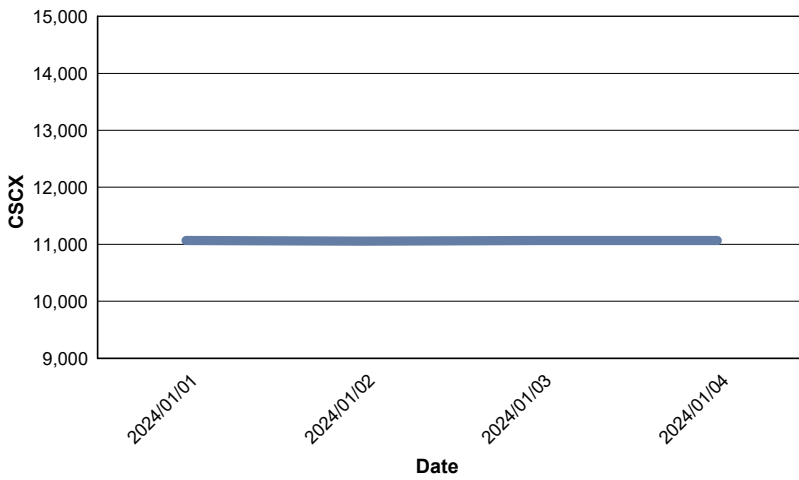
CASPI Index



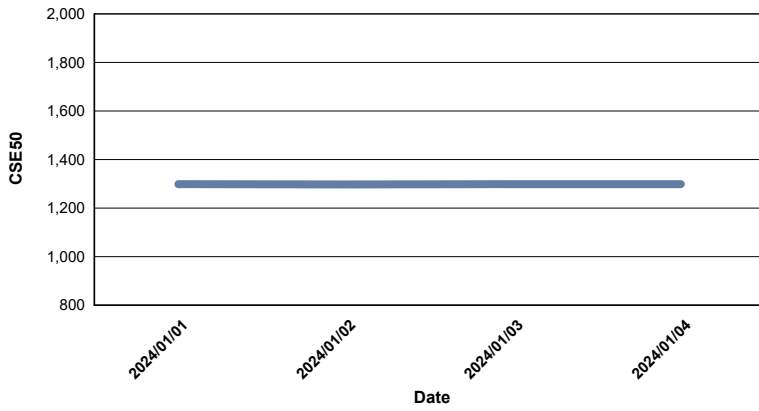
Index CSE30



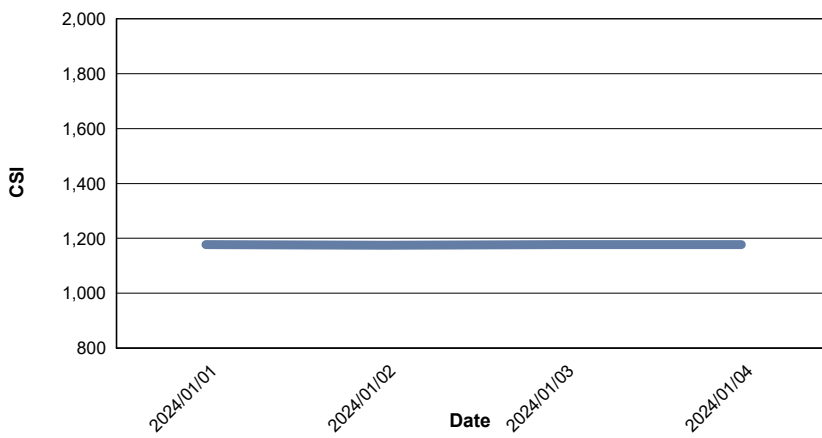
Index CSCX



Index CSE50



Index CSI



Index CSESMEX

