

Chittagong Stock Exchange

07-Mar-24

Weekly Market Summary

Week: 2024-03-03 to 2024-03-07 (5 days)

Total Turnover (BDT) :	811,892,994.60
Volume of Share (Nos):	26,939,248.00
Total Contact(Nos)	30,483
Total Scrip Traded	331

CATEGORY WISE TURNOVER		
Group	Turnover Value(BDT)	% of Total
A	405,226,882.20	49.91
B	310,214,925.60	38.20
N	53,589,667.80	6.60
Z	42,861,519.00	5.28

MAJOR INDICES IN THE WEEK						
Date	CASPI	CSE30	CSCX	CSE50	CSI	CSESMEX
02/29/2024	17928.3876	13346.4099	10744.3849	1,273.35	1,148.70	2,795.52
03/07/2024	17550.7878	13040.1078	10535.8441	1,242.80	1,133.25	3,018.98
change in %	-2.1062	-2.2950	-1.9409	-2.40	-1.34	7.99

SCRIP PERFORMANCE IN THE WEEK	
Advanced	81
Declined	225
No Change	25
Total Traded Issues	331

TOP TEN GAINER COMPANIES BY CLOSING PRICE						
Scrip ID	Scrip Name	Category	Week		Closing	Turnover (BDT)
			Difference	Opening		
16603	MOSTAFA METAL INDUSTRIES LTD.	N	28.37	14.80	19.00	97,932.00
12024	H.R.TEXTILE MILLS LIMITED	B	23.19	90.10	111.00	3,403,519.20
12601	APEX WEAVING & FINISHING MILLS	N	23.12	16.00	19.70	51,275.00
13039	ASIATIC LABORATORIES LIMITED	N	21.00	20.00	24.20	9,528.20
32602	MASTER FEED AGROTECH LIMITED	N	20.76	13.00	15.70	30.00
32601	ORYZA AGRO INDUSTRIES LIMITED	N	20.70	25.60	30.90	1,727,178.50
14602	ACHIA SEA FOODS LIMITED	N	20.42	23.50	28.30	54.10
10012	SUNLIFE INSURANCE COMPANY LTD.	B	16.23	49.90	58.00	190,362.90
16021	GOLDEN SON LIMITED	B	15.75	16.50	19.10	10,041,325.70
14022	FINE FOODS LIMITED	B	15.14	162.40	187.00	106,870.10

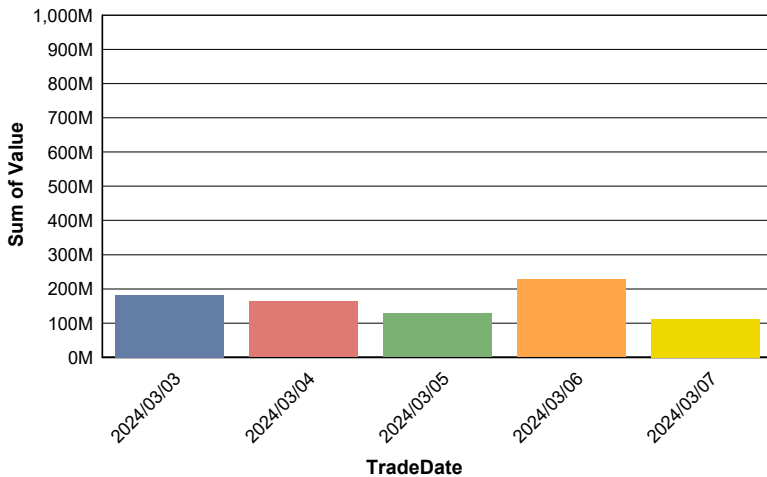
TOP TEN LOSER COMPANIES BY CLOSING PRICE

Scrip ID	Scrip Name	Category	Week Difference	Opening	Closing	Turnover (BDT)
13028	CENTRAL PHARMACEUTICALS LTD.	B	-18.73	33.10	26.90	19,167,285.00
10005	FAREAST ISLAMI LIFE INSURANCE	Z	-16.69	59.30	49.40	198,060.00
12015	MONNO FABRICS LIMITED	B	-14.55	32.30	27.60	7,903,550.20
16009	BD.THAI ALUMINIUM LIMITED	B	-14.42	31.90	27.30	10,372,478.80
13029	AFC AGRO BIOTECH LTD.	Z	-12.79	21.10	18.40	2,573,519.30
32009	BRITISH AMERICAN TOBACCO BD CO	A	-12.73	519.10	453.00	45,407,064.70
25022	FAREAST FINANCE & INVESTMENT L	Z	-12.50	4.80	4.20	15,165.20
26001	GRAMEENPHONE LIMITED	A	-11.80	288.00	254.00	8,616,383.80
12068	KATTALI TEXTILE LIMITED	A	-11.70	20.50	18.10	5,605,066.30
12031	SAFKO SPINNING MILLS LTD	Z	-11.62	17.20	15.20	172,795.50

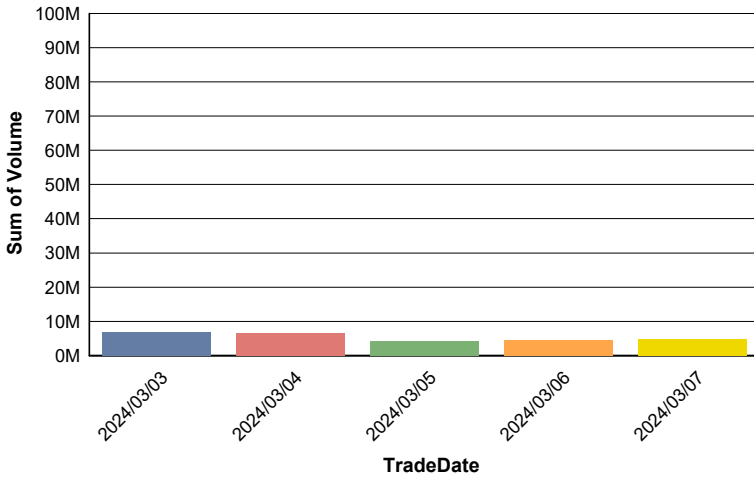
TOP TEN COMPANIES BY TURNOVER

Scrip ID	Scrip Name	Turnover (BDT)	Volume
13023	BEACON PHARMACEUTICALS PLC.	80,044,716.50	342,200
22025	EASTERN BANK PLC.	76,003,280.00	2,503,825
23004	FU-WANG CERAMIC INDUSTRY LTD	50,173,590.40	1,700,288
32009	BRITISH AMERICAN TOBACCO BD CO	45,407,064.70	101,126
32019	KHAN BROTHERS PP WOVEN BAG INDUSTRI	37,879,136.00	181,580
18012	BEST HOLDINGS LIMITED	25,185,483.10	641,552
25018	DBH FINANCE PLC.	24,914,026.30	514,439
12038	R. N. SPINNING MILLS LIMITED	23,626,907.70	1,449,511
13028	CENTRAL PHARMACEUTICALS LTD.	19,167,285.00	613,599
22039	NRB BANK LIMITED	16,625,427.00	1,445,899

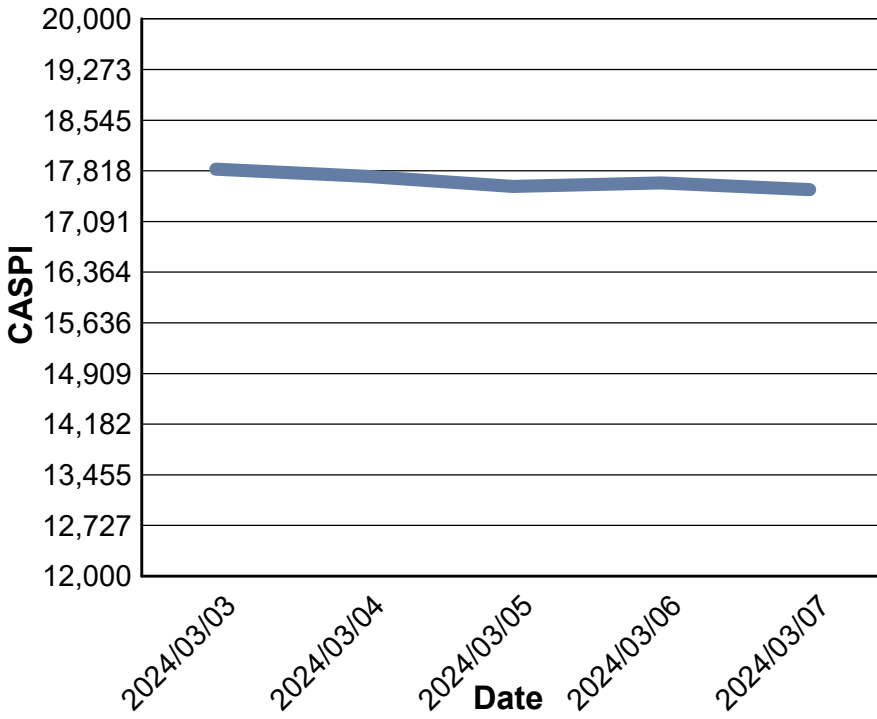
Data for Turnover Value



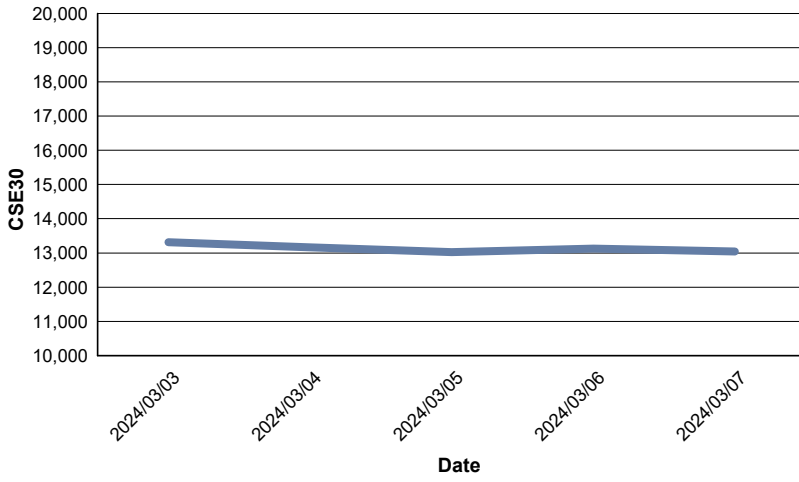
Data for Turnover Volume



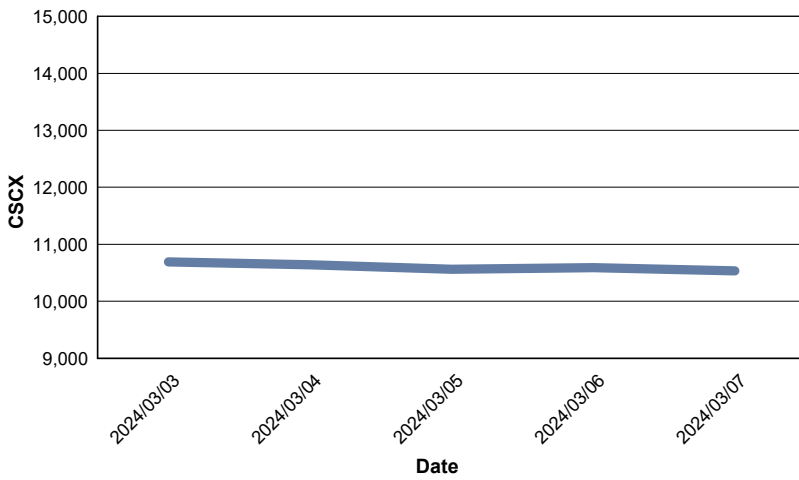
CASPI Index



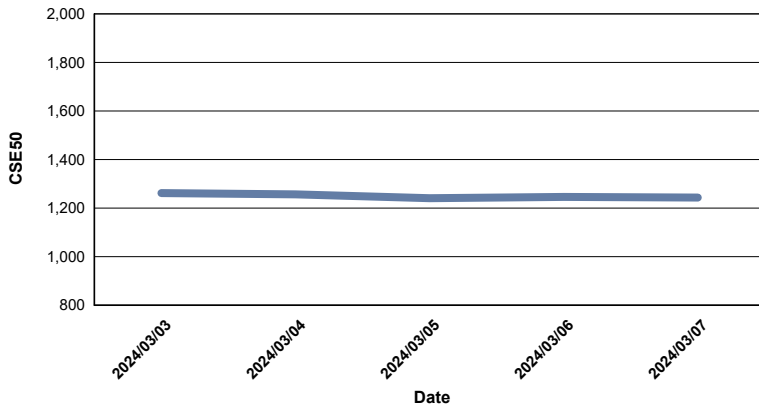
Index CSE30



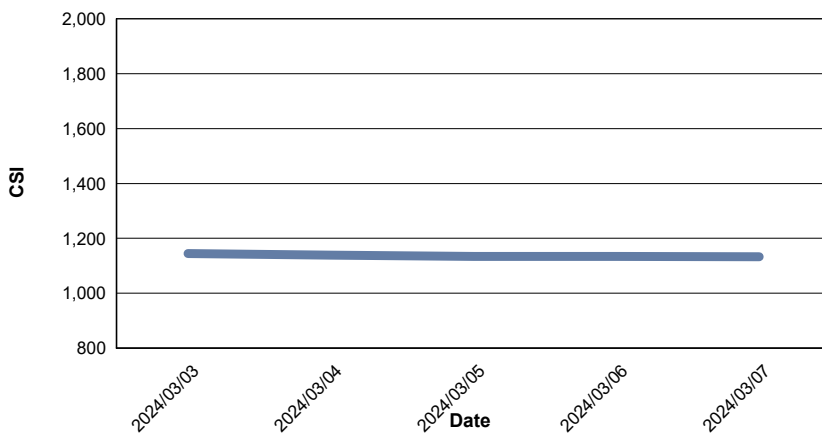
Index CSCX



Index CSE50



Index CSI



Index CSESMEX

