

Chittagong Stock Exchange

22-Feb-24

Weekly Market Summary

Week: 2024-02-18 to 2024-02-22 (Total 4 Days excluding 21st February 2024)

Total Turnover (BDT) :	738,464,006.30
Volume of Share (Nos):	22,620,836.00
Total Contact(Nos)	44,149
Total Scrip Traded	337

CATEGORY WISE TURNOVER		
Group	Turnover Value(BDT)	% of Total
A	278,665,765.70	37.73
B	243,965,280.50	33.03
N	182,628,979.80	24.72
Z	33,203,980.30	4.50

MAJOR INDICES IN THE WEEK						
Date	CASPI	CSE30	CSCX	CSE50	CSI	CSESMEX
02/15/2024	18290.6853	13474.9656	10950.4676	1,298.39	1,173.49	2,538.69
02/22/2024	18005.2097	13415.9967	10783.5527	1,281.14	1,151.87	2,592.42
change in %	-1.5608	-0.4376	-1.5243	-1.33	-1.84	2.12

SCRIP PERFORMANCE IN THE WEEK	
Advanced	95
Declined	214
No Change	28
Total Traded Issues	337

TOP TEN GAINER COMPANIES BY CLOSING PRICE						
Scrip ID	Scrip Name	Category	Week Difference	Opening	Closing	Turnover (BDT)
12069	ESQUIRE KNIT COMPOSITE PLC.	A	26.53	24.50	31.00	1,113,590.00
12015	MONNO FABRICS LIMITED	B	19.66	23.90	28.60	10,551,187.50
12064	QUEEN SOUTH TEXTILE MILLS LTD.	B	17.64	17.00	20.00	3,346,376.40
13029	AFC AGRO BIOTECH LTD.	B	14.65	19.10	21.90	2,605,137.20
12066	VFS THREAD DYEING LIMITED	B	12.50	16.80	18.90	1,264,311.60
13024	ACTIVE FINE CHEMICALS LTD.	B	12.12	16.50	18.50	6,512,429.20
12062	SHEPHERD INDUSTRIES PLC.	B	10.91	17.40	19.30	727,036.10
15003	MEGHNA CEMENT MILLS LIMITED	A	10.78	67.70	75.00	2,999.10
14018	BANGAS LIMITED	B	9.99	101.10	111.20	11,120.00
10012	SUNLIFE INSURANCE COMPANY LTD.	B	9.92	41.30	45.40	170,870.00

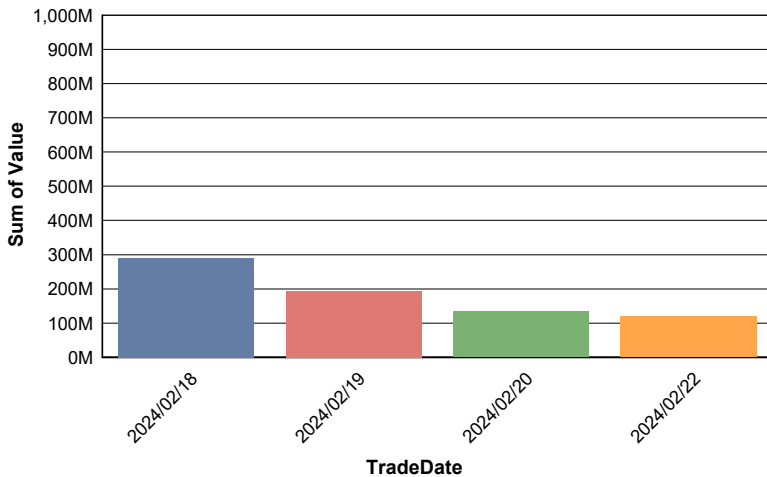
TOP TEN LOSER COMPANIES BY CLOSING PRICE

Scrip ID	Scrip Name	Category	Week Difference	Opening	Closing	Turnover (BDT)
50246	15Y BGTB 27/04/2037	A	-23.51	96.83	74.06	74,060.00
19010	KHULNA PRINTING & PACKAGING LTC	Z	-22.06	43.50	33.90	2,362,527.20
19007	BD MONOSPOOL PAPER MFG. CO. LT	A	-18.43	228.90	186.70	50,364.70
21041	NCCBL MUTUAL FUND-1	A	-16.66	8.40	7.00	11,107.60
12031	SAFKO SPINNING MILLS LTD	Z	-15.38	19.50	16.50	10,485.20
40001	IBBL MUDARABA PERPETUAL BOND	A	-14.38	831.00	711.50	3,615.00
16004	AFTAB AUTOMOBILES LIMITED	A	-14.19	62.00	53.20	8,175,346.60
25005	MIDAS FINANCING LIMITED	B	-13.97	13.60	11.70	202,202.80
25015	INT'L LEASING & FINANCIAL SERV	Z	-13.63	6.60	5.70	13,283.40
25013	UNION CAPITAL LIMITED	Z	-13.60	12.50	10.80	757,135.50

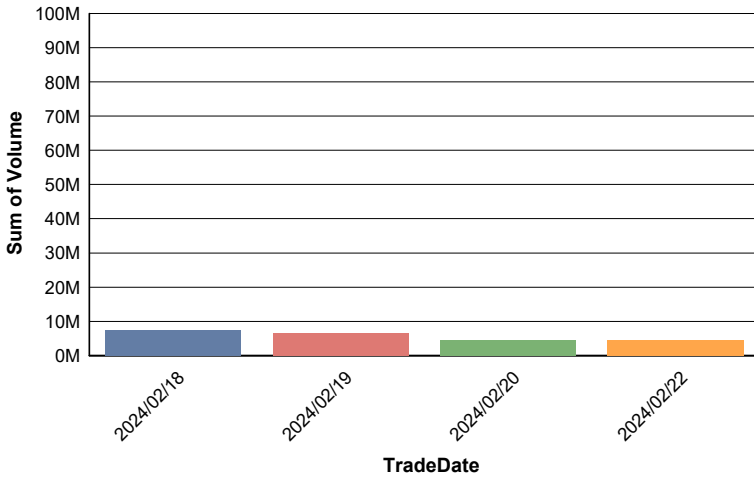
TOP TEN COMPANIES BY TURNOVER

Scrip ID	Scrip Name	Turnover (BDT)	Volume
18012	BEST HOLDINGS LIMITED	85,466,522.40	2,168,441
32605	HIMADRI LIMITED	64,840,000.00	40,000
26003	ROBI AXIATA LIMITED	46,208,192.60	1,488,107
13037	NAVANA PHARMACEUTICALS PLC.	34,346,070.00	411,436
11048	SIKDER INSURANCE COMPANY LTD	32,015,234.30	673,894
13038	JMI HOSPITAL REQUISITE MFG. LTD.	28,460,870.30	367,657
14028	TAUFIKA FOODS & LOVELLO ICECREAM PLC.	20,646,117.30	427,811
12038	R. N. SPINNING MILLS LIMITED	20,290,584.80	1,200,620
22024	UTTARA BANK PLC.	17,437,947.20	663,270
12012	ALIF INDUSTRIS LIMITED	16,567,097.00	195,365

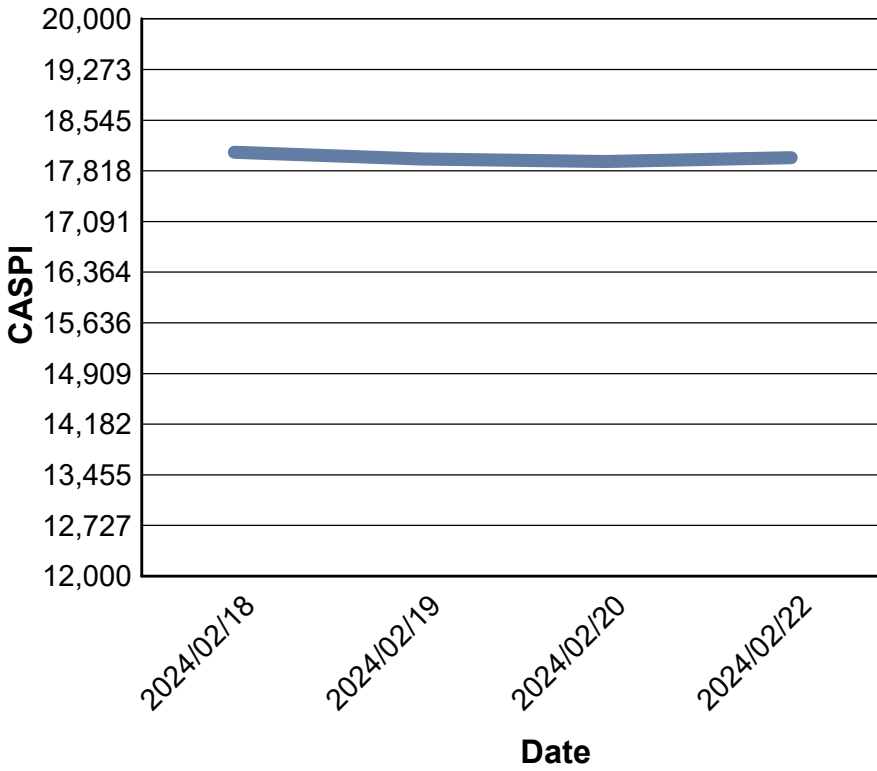
Data for Turnover Value



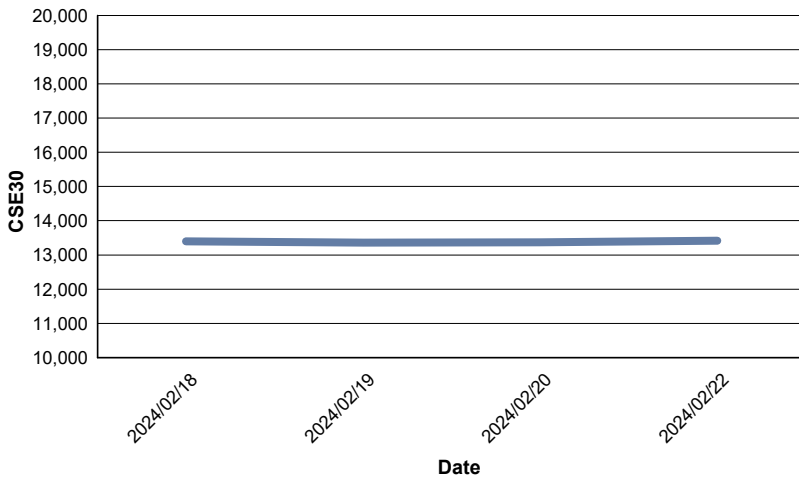
Data for Turnover Volume



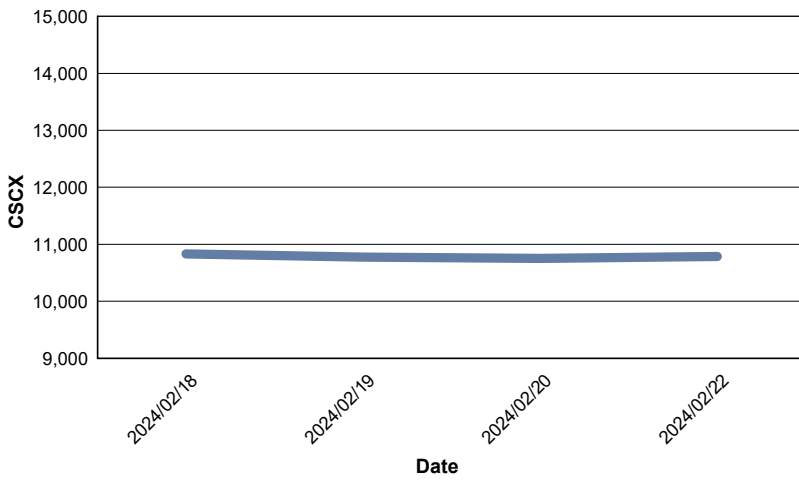
CASPI Index



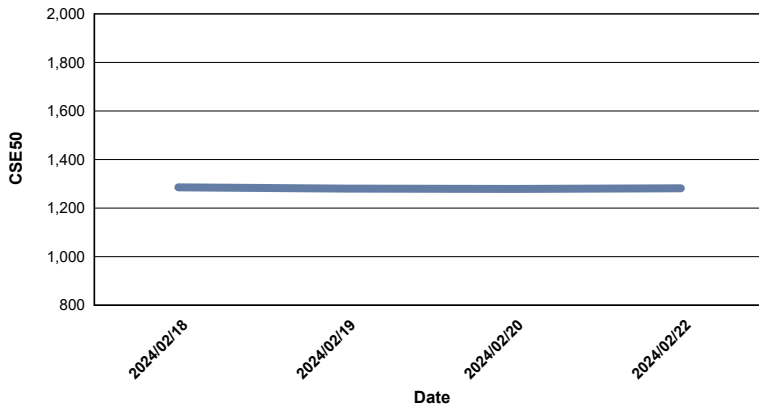
Index CSE30



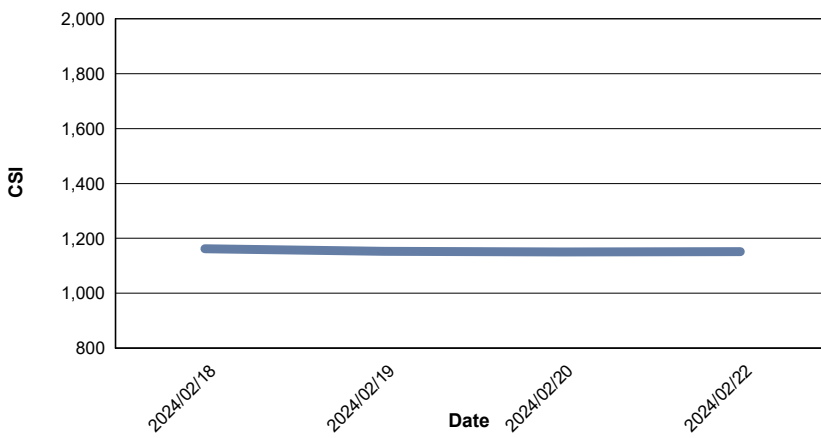
Index CSCX



Index CSE50



Index CSI



Index CSESMEX

