

# Chittagong Stock Exchange

20-Jun-24

## Weekly Market Summary

Week: 2024-06-19 to 2024-06-20 (2 days)

<b>Total Turnover (BDT) :</b>	1,285,097,851.60
<b>Volume of Share (Nos):</b>	10,381,871.00
<b>Total Contact(Nos)</b>	3,291
<b>Total Scrip Traded</b>	225

CATEGORY WISE TURNOVER		
Group	Turnover Value(BDT)	% of Total
A	763,504,000.60	59.41
B	503,050,886.40	39.14
N	12,596,445.50	0.98
Z	5,946,519.10	0.46

MAJOR INDICES IN THE WEEK						
Date	CASPI	CSE30	CSCX	CSE50	CSI	CSESMEX
06/13/2024	14547.2408	11332.1759	8748.0524	1,049.46	946.35	3,138.49
06/20/2024	14786.8209	11566.2819	8899.5668	1,068.31	960.58	3,020.62
change in %	1.6469	2.0659	1.7320	1.80	1.50	-3.76

SCRIP PERFORMANCE IN THE WEEK	
Advanced	139
Declined	66
No Change	20
Total Traded Issues	225

TOP TEN GAINER COMPANIES BY CLOSING PRICE							
Scrip ID	Scrip Name	Category	Week Difference	Opening	Closing	Turnover	
						(BDT)	
20013	LINDE BANGLADESH LIMITED	A	44.79	915.10	1,325.00	489,294,406.70	
11006	CENTRAL INSURANCE COMPANY LTD	A	20.58	40.80	49.20	16,212.80	
16041	WALTON HI-TECH INDUSTRIES PLC.	A	17.22	440.10	515.90	107,291.70	
21054	CAPITEC GRAMEEN BANK GROWTH F	A	17.07	12.30	14.40	133,115.50	
21053	ICB AMCL CMSF GOLDEN JUBILEE ML	A	11.46	15.70	17.50	300,230.00	
10006	MEGHNA LIFE INSURANCE CO.LTD.	A	9.94	72.40	79.60	106,738.80	
13023	BEACON PHARMACEUTICALS PLC.	A	9.73	150.00	164.60	1,317.00	
19006	SINOBANGLA INDUSTRIES LIMITED	A	9.53	36.70	40.20	7,311.60	
11035	ASIA INSURANCE LIMITED	A	9.47	28.50	31.20	312.00	
32017	JMI SYRINGES & MEDICAL DEV.LTD	A	9.44	135.50	148.30	78,774.00	

**TOP TEN LOSER COMPANIES BY CLOSING PRICE**

Scrip ID	Scrip Name	Category	Week Difference	Opening	Closing	Turnover (BDT)
10008	PRAGATI LIFE INSURANCE LTD.	A	-5.67	135.70	128.00	1,409,514.00
25013	UNION CAPITAL LIMITED	Z	-5.63	7.10	6.70	28,880.00
19008	MIRACLE INDUSTRIES LIMITED	B	-5.62	32.00	30.20	43,824.70
25009	ISLAMIC FINANCE & INVESTMENT	B	-3.65	8.20	7.90	38,143.00
12023	DELTA SPINNERS LIMITED	Z	-3.63	5.50	5.30	53.10
20002	PADMA OIL COMPANY LIMITED	A	-3.24	185.00	179.00	168,455.30
17007	SAMATA LEATHER COMPLEX LTD	B	-3.00	53.20	51.60	51.60
16039	RUNNER AUTOMOBILES PLC.	A	-2.97	23.50	22.80	3,534.00
32019	KHAN BROTHERS PP WOVEN BAG INI	B	-2.97	121.00	117.40	172,695.40
14029	BD THAI FOOD & BEVERAGE LIMITED	B	-2.96	27.00	26.20	17,763.60

**TOP TEN COMPANIES BY TURNOVER**

Scrip ID	Scrip Name	Turnover (BDT)	Volume
20013	LINDE BANGLADESH LIMITED	489,294,406.70	348,529
13038	JMI HOSPITAL REQUISITE MFG. LTD.	486,808,348.90	6,650,466
10010	RUPALI LIFE INSURANCE CO. LTD.	195,192,780.00	968,710
32009	BRITISH AMERICAN TOBACCO BD CO	54,757,694.40	171,574
13039	ASIATIC LABORATORIES LIMITED	8,489,520.90	161,246
12033	MITHUN KNITTING AND DYEING	5,418,030.10	180,001
15009	LAFARGE HOLCIM BANGLADESH LIMITED	2,761,754.50	45,478
26003	ROBI AXIATA LIMITED	2,761,624.40	131,282
32605	HIMADRI LIMITED	2,480,043.40	1,178
50264	2Y BGTB 05/07/2025	1,942,450.00	20,000

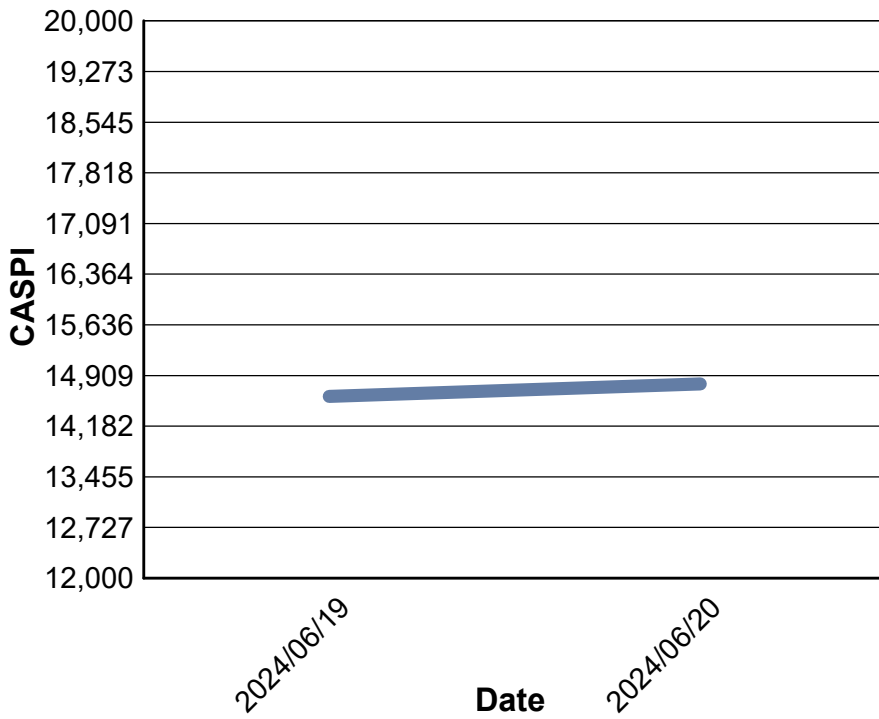
**Data for Turnover Value**



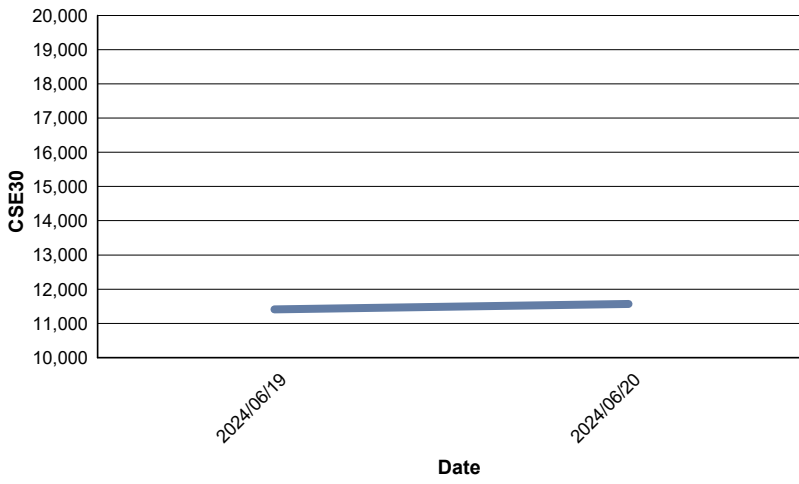
### Data for Turnover Volume



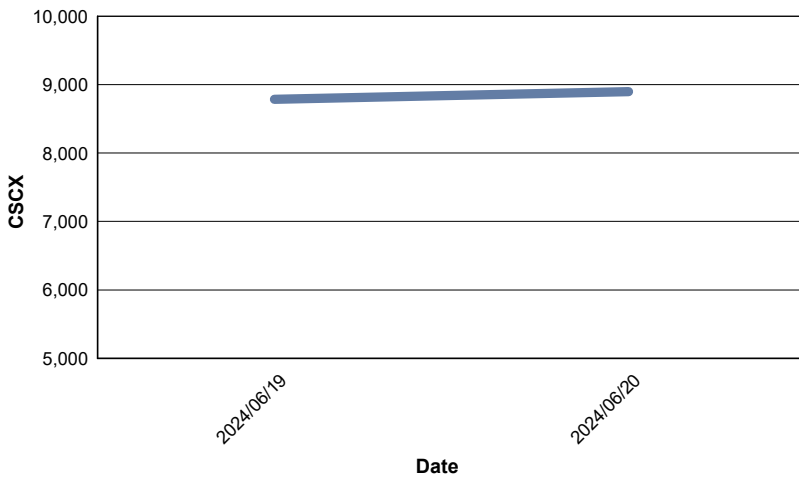
### CASPI Index



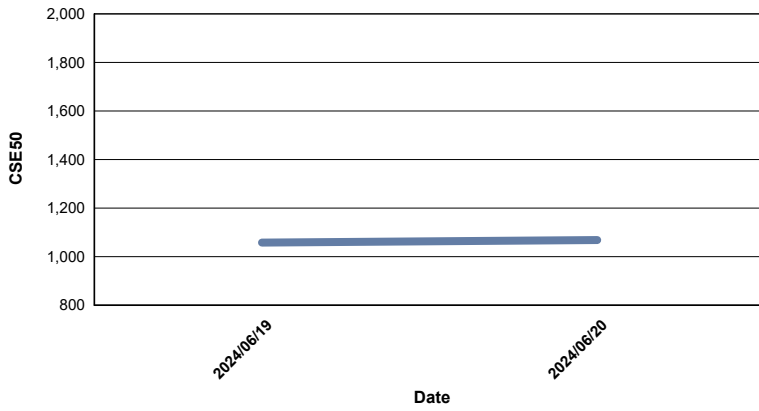
### Index CSE30



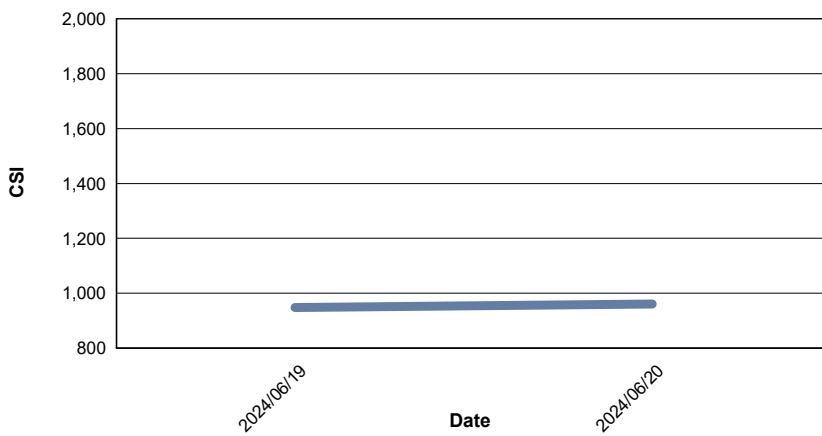
### Index CSCX



### Index CSE50



### Index CSI



### Index CSESMEX

