

# Chittagong Stock Exchange

04-Apr-24

## Weekly Market Summary

Week: 2024-03-31 to 2024-04-04 (5 days)

<b>Total Turnover (BDT) :</b>	537,231,905.30
<b>Volume of Share (Nos):</b>	17,465,683.00
<b>Total Contact(Nos)</b>	17,705
<b>Total Scrip Traded</b>	310

CATEGORY WISE TURNOVER		
Group	Turnover Value(BDT)	% of Total
A	275,585,354.30	51.29
B	159,869,408.00	29.75
N	74,070,218.50	13.79
Z	27,706,924.50	5.16

MAJOR INDICES IN THE WEEK						
Date	CASPI	CSE30	CSCX	CSE50	CSI	CSESMEX
03/28/2024	16553.4475	12701.8200	9951.4329	1,182.26	1,074.58	3,109.74
04/04/2024	16614.4686	12712.9442	9993.8378	1,189.14	1,084.93	3,512.49
change in %	0.3686	0.0876	0.4261	0.58	0.96	12.95

SCRIP PERFORMANCE IN THE WEEK	
Advanced	134
Declined	148
No Change	28
Total Traded Issues	310

TOP TEN GAINER COMPANIES BY CLOSING PRICE							
Scrip ID	Scrip Name	Category	Week Difference	Week		Turnover (BDT)	
				Opening	Closing		
32605	HIMADRI LIMITED	N	31.91	2,231.30	2,943.40	1,125,000.00	
12036	MAKSONS SPINNING MILLS LIMITED	A	25.66	11.30	14.20	2,404,922.20	
16603	MOSTAFA METAL INDUSTRIES LTD.	N	23.15	19.00	23.40	118,290.00	
32602	MASTER FEED AGROTECH LIMITED	N	21.42	14.00	17.00	428,432.40	
12035	METRO SPINNING LIMITED	B	18.33	18.00	21.30	891,493.90	
14603	AGRO ORGANICA PLC	N	17.33	30.00	35.20	2,266,317.00	
16014	KAY & QUE (BANGLADESH) LTD	B	17.15	237.30	278.00	7,536.40	
11006	CENTRAL INSURANCE COMPANY LTD	A	16.97	48.30	56.50	23,492,861.90	
19601	WEB COATS PLC.	N	16.50	30.90	36.00	5,068,541.90	
12601	APEX WEAVING & FINISHING MILLS	N	16.43	14.60	17.00	344,000.00	

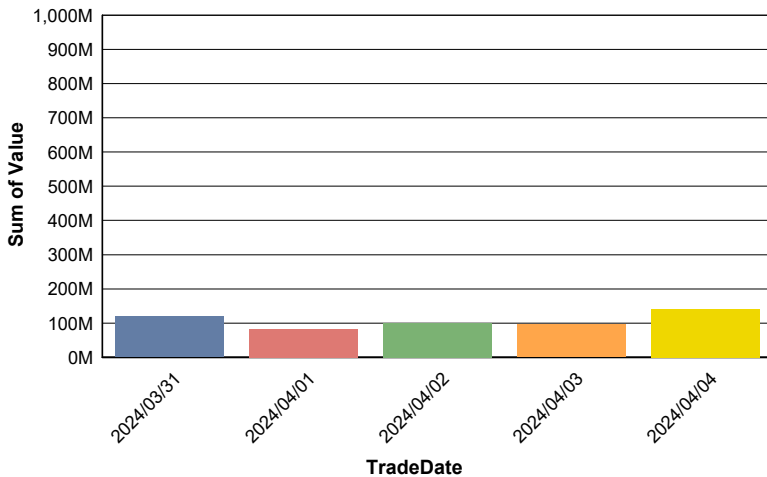
**TOP TEN LOSER COMPANIES BY CLOSING PRICE**

Scrip ID	Scrip Name	Category	Week Difference	Opening	Closing	Turnover (BDT)
10002	NATIONAL LIFE INSURANCE CO.LTD	A	-20.50	119.00	94.60	2,144,227.90
12002	PRIME TEXTILE SPINNING MILLS	Z	-19.00	20.00	16.20	2,034.00
14027	EMERALD OIL INDUSTRIES LIMITED	B	-17.90	64.80	53.20	3,143,337.90
10012	SUNLIFE INSURANCE COMPANY LTD.	B	-16.66	60.00	50.00	5,000.00
22025	EASTERN BANK PLC.	A	-16.09	32.30	27.10	147,053.10
16009	BD.THAI ALUMINIUM LIMITED	B	-13.46	26.00	22.50	2,366,921.60
16021	GOLDEN SON LIMITED	B	-12.55	22.30	19.50	3,745,508.50
25015	INT'L LEASING & FINANCIAL SERV	Z	-11.76	5.10	4.50	10,955.30
13028	CENTRAL PHARMACEUTICALS LTD.	B	-11.00	30.00	26.70	7,250,505.30
11039	BANGLADESH NATIONAL INSURANCE	A	-10.80	50.00	44.60	370,924.60

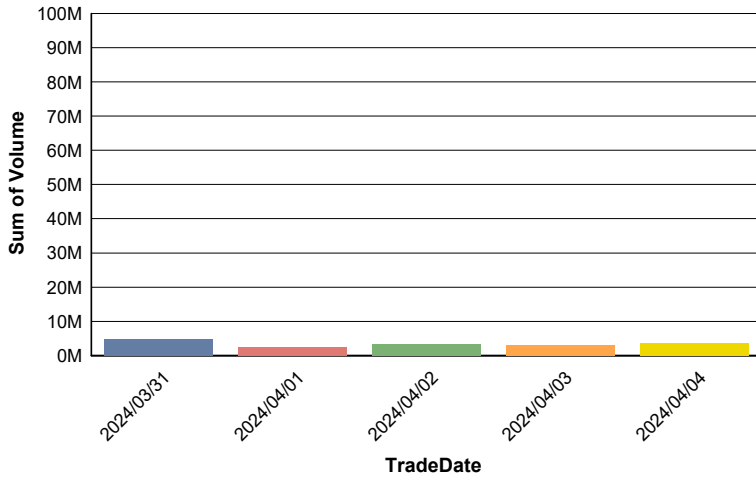
**TOP TEN COMPANIES BY TURNOVER**

Scrip ID	Scrip Name	Turnover (BDT)	Volume
10004	POPULAR LIFE INSURANCE CO.LTD.	43,355,200.00	686,000
18012	BEST HOLDINGS LIMITED	29,417,853.80	805,488
22006	THE CITY BANK PLC.	26,667,337.50	1,159,872
12038	R. N. SPINNING MILLS LIMITED	23,534,555.50	1,518,368
11006	CENTRAL INSURANCE COMPANY LTD	23,492,861.90	417,344
22030	SHAHJALAL ISLAMI BANK PLC.	23,280,601.10	1,152,693
23005	SHINEPUKUR CERAMICS LIMITED	22,282,397.40	503,846
14017	FU-WANG FOODS LIMITED	19,658,950.90	748,035
13039	ASIATIC LABORATORIES LIMITED	19,019,182.10	422,215
14028	TAUFIKA FOODS & LOVELLO ICECREAM PLC.	18,413,788.10	331,716

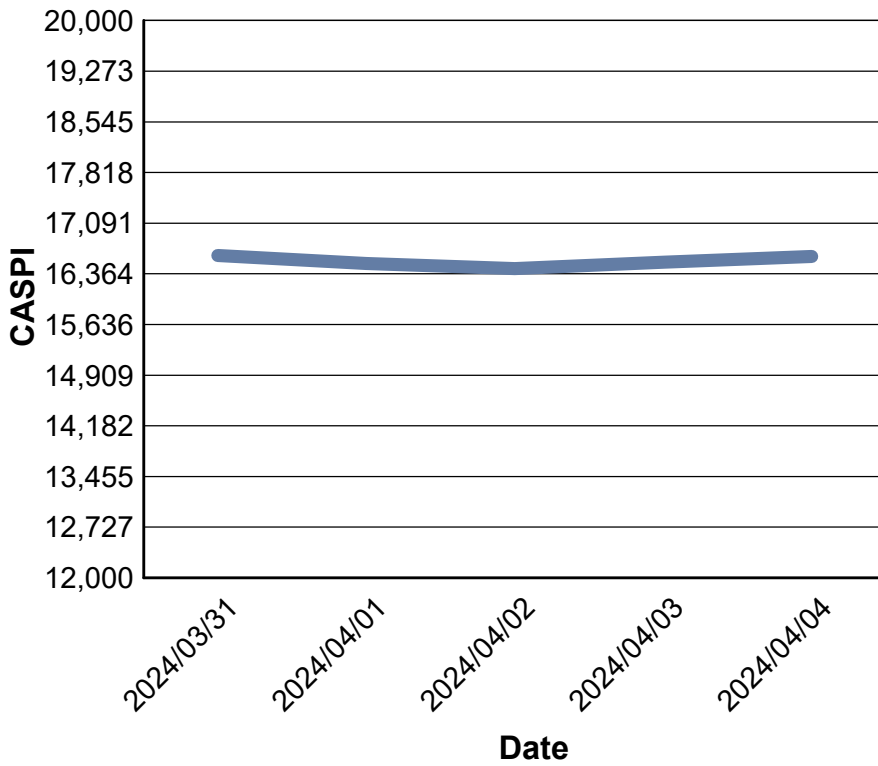
**Data for Turnover Value**



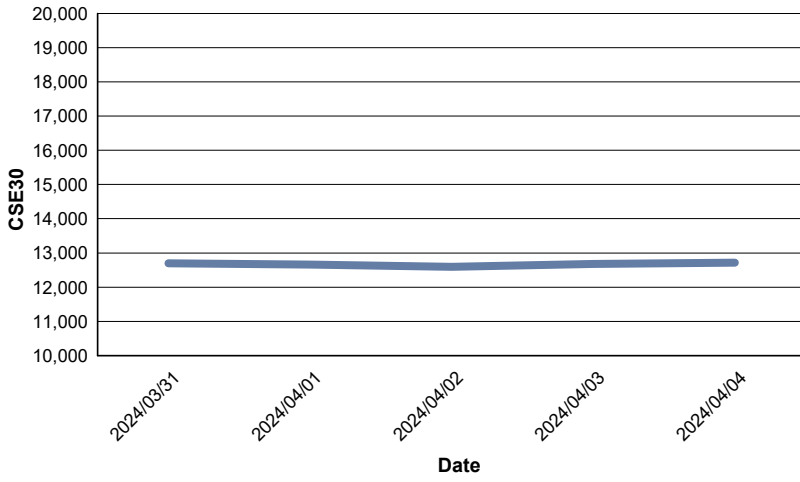
### Data for Turnover Volume



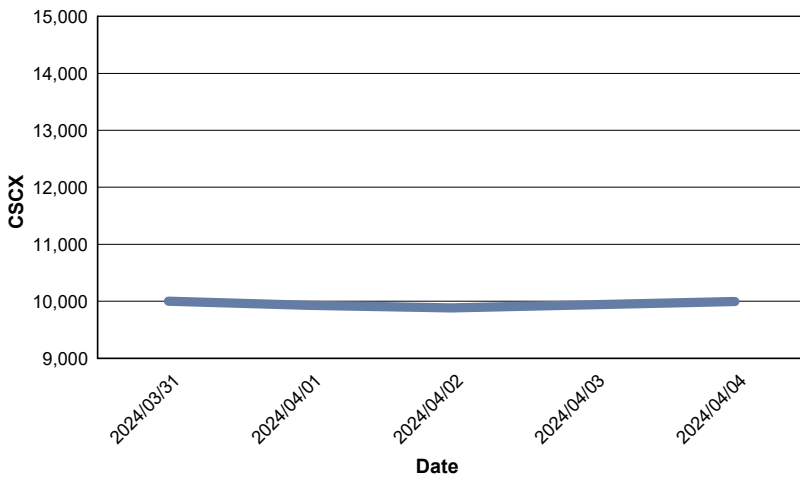
### CASPI Index



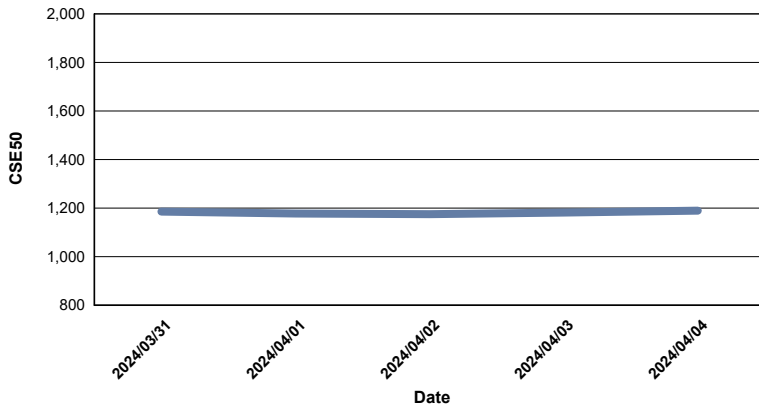
### Index CSE30



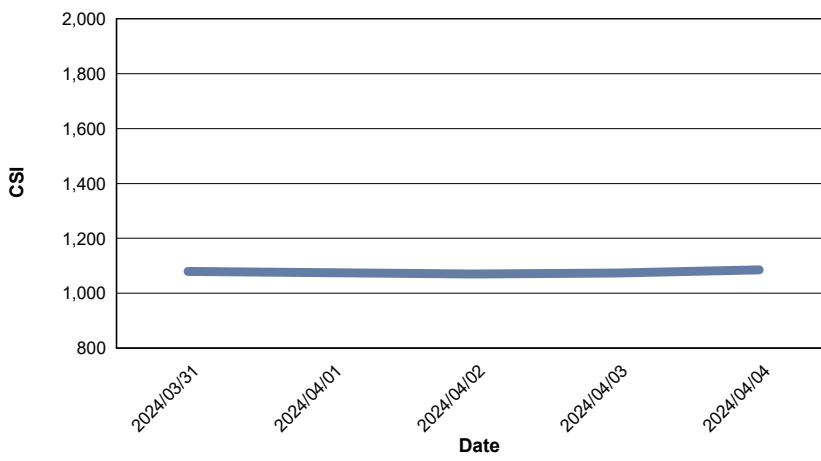
### Index CSCX



### Index CSE50



### Index CSI



### Index CSESMEX

