

Chittagong Stock Exchange

23-May-24

Weekly Market Summary

Week: 2024-05-19 to 2024-05-23 (Total 4 days excluding 22nd May 2024)

Total Turnover (BDT) :	1,550,826,439.00
Volume of Share (Nos):	32,620,925.00
Total Contact(Nos)	14,640
Total Scrip Traded	305

CATEGORY WISE TURNOVER		
Group	Turnover Value(BDT)	% of Total
A	1,105,667,369.20	71.29
B	410,931,925.90	26.49
N	28,607,673.50	1.84
Z	5,619,470.40	0.36

MAJOR INDICES IN THE WEEK						
Date	CASPI	CSE30	CSCX	CSE50	CSI	CSESMEX
05/16/2024	16006.5388	12213.9136	9637.6985	1,133.98	1,046.24	3,217.85
05/23/2024	15403.3728	11801.1802	9264.8657	1,091.09	1,006.75	3,185.19
change in %	-3.7682	-3.3792	-3.8685	-3.78	-3.77	-1.02

SCRIP PERFORMANCE IN THE WEEK	
Advanced	39
Declined	252
No Change	14
Total Traded Issues	305

TOP TEN GAINER COMPANIES BY CLOSING PRICE						
Scrip ID	Scrip Name	Category	Week Difference	Opening	Closing	Turnover (BDT)
17602	CRAFTSMAN FOOTWEAR & ACCESSC	N	45.45	11.00	16.00	56.00
25011	BD INDUSTRIAL FINANCE CO. LTD	Z	39.65	5.80	8.10	106,099.90
12033	MITHUN KNITTING AND DYEING	Z	26.55	24.10	30.50	1,884,558.70
13024	ACTIVE FINE CHEMICALS LTD.	Z	15.26	13.10	15.10	966,064.40
12062	SHEPHERD INDUSTRIES PLC.	B	13.97	13.60	15.50	135,902.80
12057	SIMTEX INDUSTRIES LIMITED	A	13.30	21.80	24.70	1,481,966.00
32022	Yeakin Polymer Limited	Z	13.08	19.10	21.60	216,328.80
21036	1ST SCHEME OF RELIANCE INS. MF	A	12.70	18.10	20.40	114,079.60
13027	ORION PHARMA LIMITED	A	9.00	70.00	76.30	9,220,716.30
11040	EXPRESS INSURANCE LIMITED	B	8.45	33.10	35.90	53,850.00

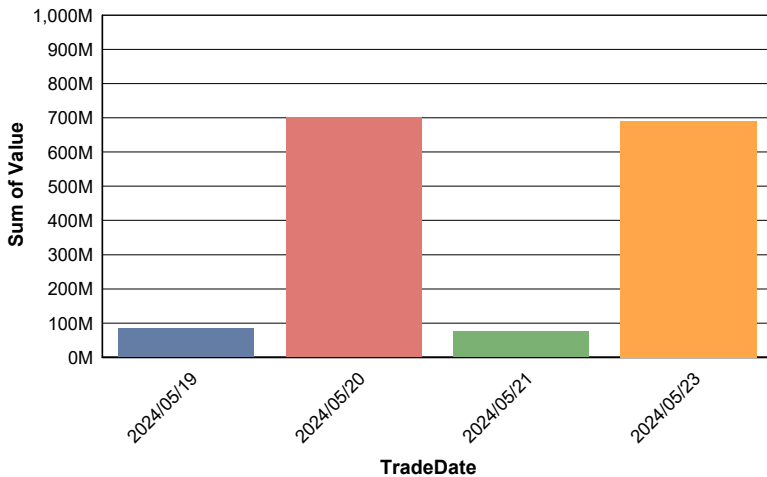
TOP TEN LOSER COMPANIES BY CLOSING PRICE

Scrip ID	Scrip Name	Category	Week Difference	Opening	Closing	Turnover (BDT)
11027	PARAMOUNT INSURANCE CO. LTD	A	-18.80	75.00	60.90	134,937.00
11022	ASIA PACIFIC GEN INS CO LTD	A	-16.97	48.90	40.60	9,500.00
13023	BEACON PHARMACEUTICALS PLC.	A	-14.79	186.60	159.00	310,534.00
11006	CENTRAL INSURANCE COMPANY LTD	A	-14.75	52.20	44.50	1,068.00
21017	PRIME FINANCE 1ST MUTUAL FUND	A	-12.91	44.90	39.10	1,290,876.40
24005	INTECH ONLINE LIMITED	Z	-12.00	25.00	22.00	339,365.90
24009	IT CONSULTANTS PLC.	A	-11.15	46.60	41.40	42,807.40
17010	FORTUNE SHOES LIMITED	B	-11.07	35.20	31.30	3,225,592.00
16004	AFTAB AUTOMOBILES LIMITED	A	-11.04	34.40	30.60	1,014,142.40
13039	ASIATIC LABORATORIES LIMITED	N	-10.87	70.80	63.10	8,824,790.90

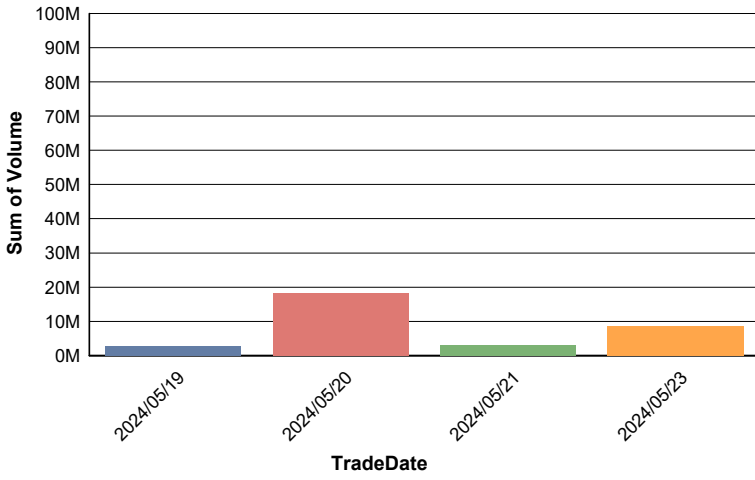
TOP TEN COMPANIES BY TURNOVER

Scrip ID	Scrip Name	Turnover (BDT)	Volume
22028	JAMUNA BANK PLC.	322,760,911.60	15,012,056
13038	JMI HOSPITAL REQUISITE MFG. LTD.	319,910,315.80	4,704,077
20008	MEGHNA PETROLEUM LIMITED	318,295,932.80	1,602,704
13002	SQUARE PHARMACEUTICALS PLC.	227,325,300.70	1,100,320
17009	BATA SHOE COMPANY (BD) LIMITED	102,837,230.00	104,936
18012	BEST HOLDINGS LIMITED	15,325,466.70	442,147
32019	KHAN BROTHERS PP WOVEN BAG INDUSTRI	13,039,783.50	68,600
32003	BEXIMCO LIMITED	12,542,482.70	100,271
26003	ROBI AXIATA LIMITED	11,503,997.60	511,456
13027	ORION PHARMA LIMITED	9,220,716.30	124,453

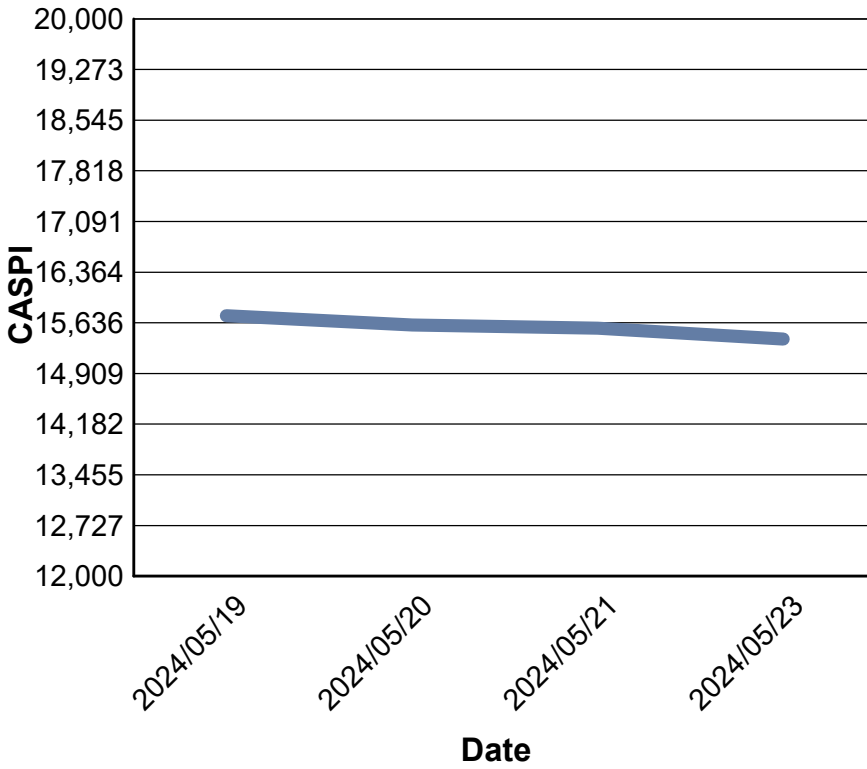
Data for Turnover Value



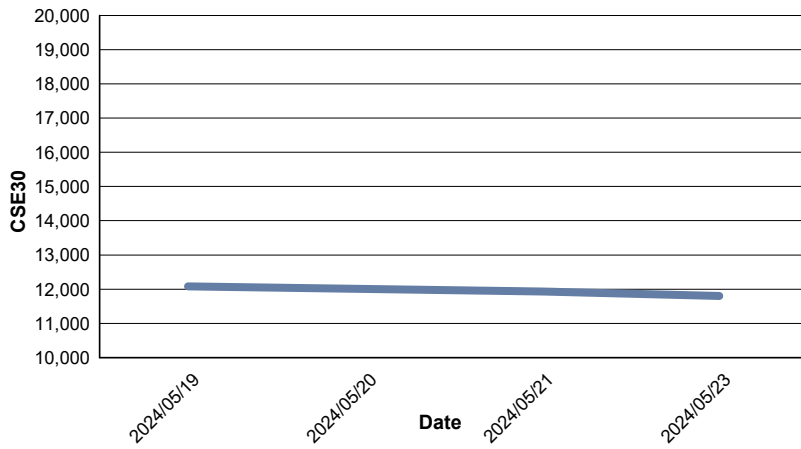
Data for Turnover Volume



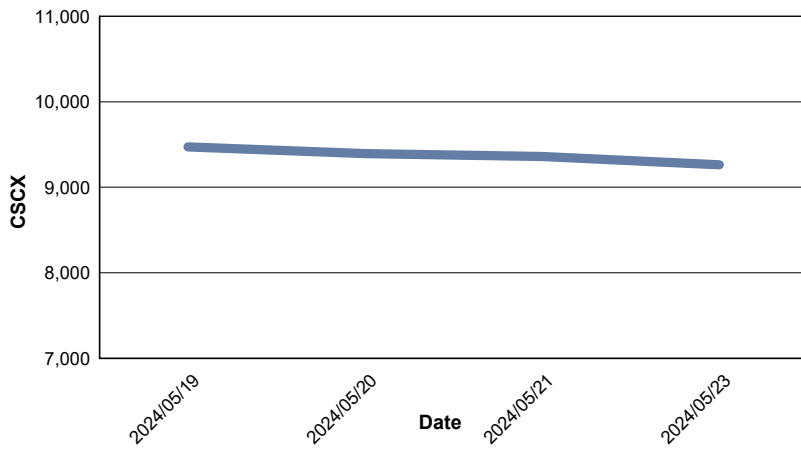
CASPI Index



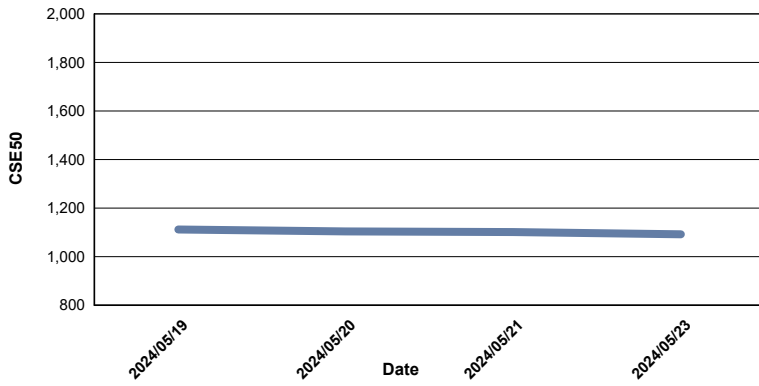
Index CSE30



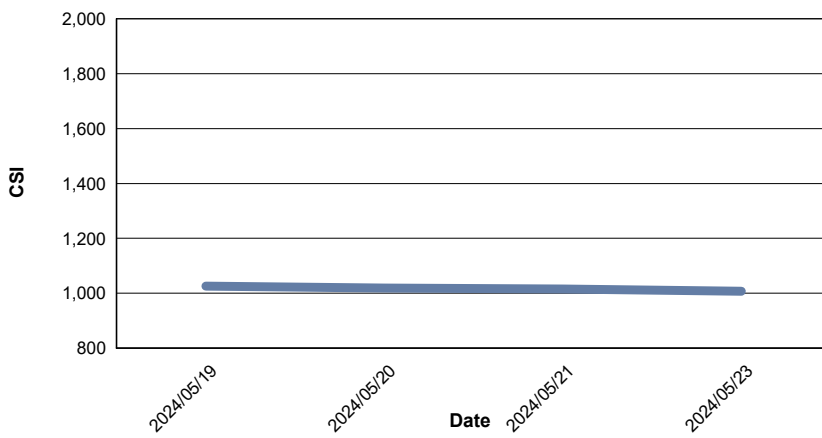
Index CSCX



Index CSE50



Index CSI



Index CSESMEX

