

Chittagong Stock Exchange

18-Apr-24

Weekly Market Summary

Week: 2024-04-15 to 2024-04-18 (4 days)

Total Turnover (BDT) :	485,925,234.20
Volume of Share (Nos):	13,686,982.00
Total Contact(Nos)	15,122
Total Scrip Traded	301

CATEGORY WISE TURNOVER		
Group	Turnover Value(BDT)	% of Total
A	268,054,127.70	55.16
B	135,095,239.50	27.80
N	79,748,369.90	16.41
Z	3,027,497.10	0.62

MAJOR INDICES IN THE WEEK						
Date	CASPI	CSE30	CSCX	CSE50	CSI	CSESMEX
04/09/2024	16733.1617	12776.1064	10059.3221	1,191.33	1,090.03	3,385.42
04/18/2024	16244.5189	12453.7124	9766.8261	1,147.32	1,068.38	3,376.67
change in %	-2.9202	-2.5234	-2.9077	-3.69	-1.99	-0.26

SCRIP PERFORMANCE IN THE WEEK	
Advanced	61
Declined	211
No Change	29
Total Traded Issues	301

TOP TEN GAINER COMPANIES BY CLOSING PRICE						
Scrip ID	Scrip Name	Category	Week Difference	Opening	Closing	Turnover (BDT)
21045	SEML LECTURE EQUITY MANAGEME	A	20.83	7.20	8.70	92,656.00
13039	ASIATIC LABORATORIES LIMITED	N	16.66	43.20	50.40	30,341,610.20
12012	ALIF INDUSTRIS LIMITED	A	16.22	101.10	117.50	7,249,204.20
21017	PRIME FINANCE 1ST MUTUAL FUND	A	12.96	34.70	39.20	41,048,164.00
11041	CRYSTAL INSURANCE COMPANY LIM	A	10.00	95.00	104.50	10,450.00
32603	KRISHIBID FEED LIMITED	N	9.88	33.40	36.70	7,340.00
14028	TAUFIKA FOODS & LOVELLO ICECRE/	A	9.47	61.20	67.00	55,606,319.90
15010	Crown Cement PLC	A	9.16	60.00	65.50	6,625.00
20014	GBB POWER LIMITED	Z	8.84	11.30	12.30	35,670.00
14029	BD THAI FOOD & BEVERAGE LIMITED	B	8.49	30.60	33.20	294,148.40

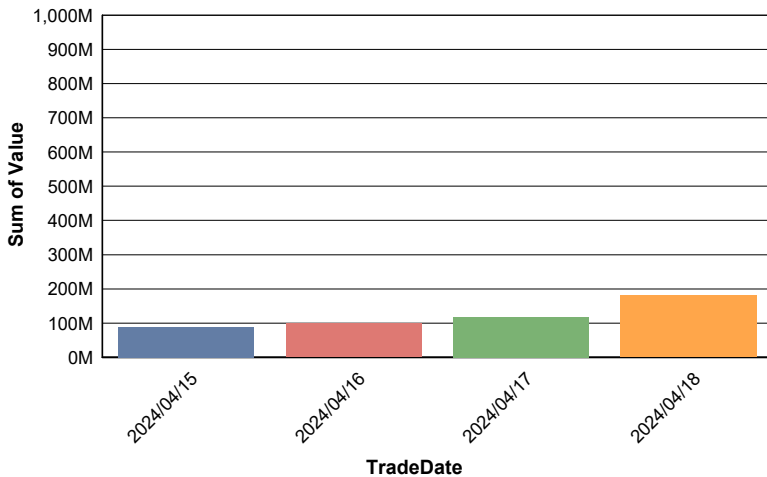
TOP TEN LOSER COMPANIES BY CLOSING PRICE

Scrip ID	Scrip Name	Category	Week Difference	Opening	Closing	Turnover (BDT)
16013	BANGLADESH LAMPS LIMITED	A	-15.09	159.00	135.00	27,715.50
25007	PRIME FINANCE & INVESTMENT LTD	Z	-14.45	8.30	7.10	33,867.40
22003	NATIONAL BANK LIMITED	B	-13.04	6.90	6.00	1,188,333.20
12052	HAMID FABRICS PLC.	B	-11.65	16.30	14.40	38,346.40
11024	SONAR BANGLA INSURANCE LTD.	A	-11.16	38.50	34.20	2,435.80
14603	AGRO ORGANICA PLC	N	-10.83	36.00	32.10	75,524.50
12036	MAKSONS SPINNING MILLS LIMITED	A	-10.71	14.00	12.50	1,443,439.20
32601	ORYZA AGRO INDUSTRIES LIMITED	N	-10.64	38.50	34.40	2,632,100.00
11045	UNION INSURANCE COMPANY LTD.	B	-10.51	46.60	41.70	164,907.80
23005	SHINEPUKUR CERAMICS LIMITED	B	-10.27	43.80	39.30	5,970,628.50

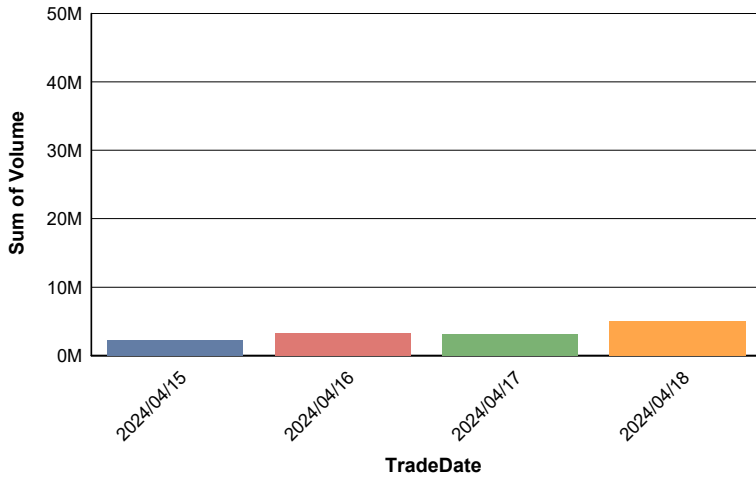
TOP TEN COMPANIES BY TURNOVER

Scrip ID	Scrip Name	Turnover (BDT)	Volume
14028	TAUFIKA FOODS & LOVELLO ICECREAM PLC.	55,606,319.90	881,242
21017	PRIME FINANCE 1ST MUTUAL FUND	41,048,164.00	1,032,675
32004	BD SHIPPING CORPORATION	35,517,666.10	303,815
16035	BBS CABLES PLC.	34,769,812.20	1,017,202
10004	POPULAR LIFE INSURANCE CO.LTD.	31,591,598.40	501,499
18012	BEST HOLDINGS LIMITED	31,338,293.50	823,010
13039	ASIATIC LABORATORIES LIMITED	30,341,610.20	637,274
13037	NAVANA PHARMACEUTICALS PLC.	23,806,176.00	303,768
14023	RANGPUR DAIRY & FOOD PROD. LTD	10,676,878.10	287,810
26003	ROBI AXIATA LIMITED	10,228,125.20	389,282

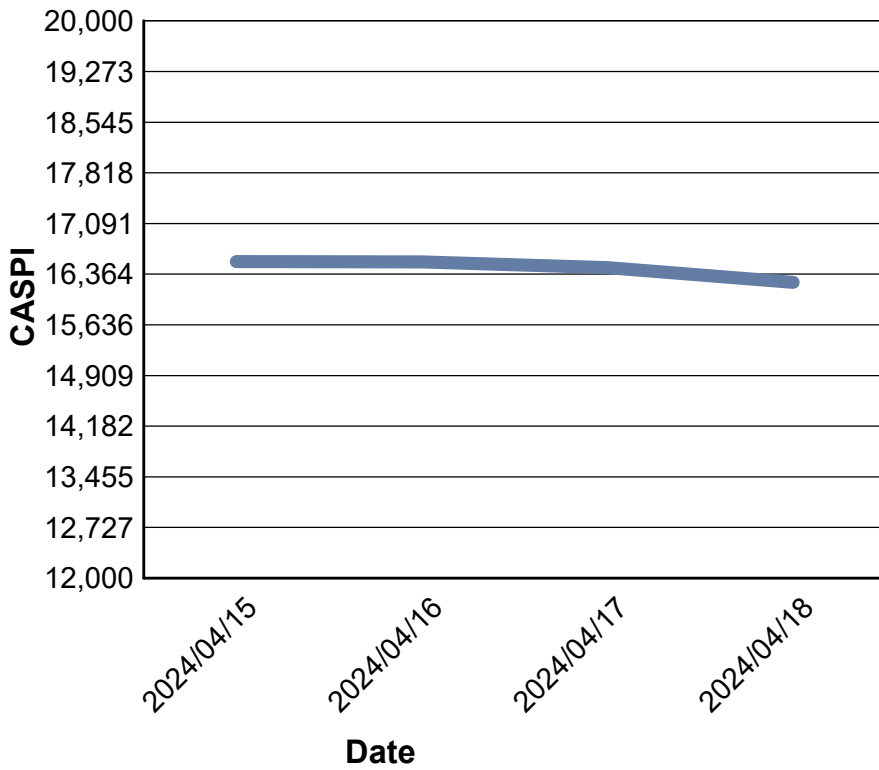
Data for Turnover Value



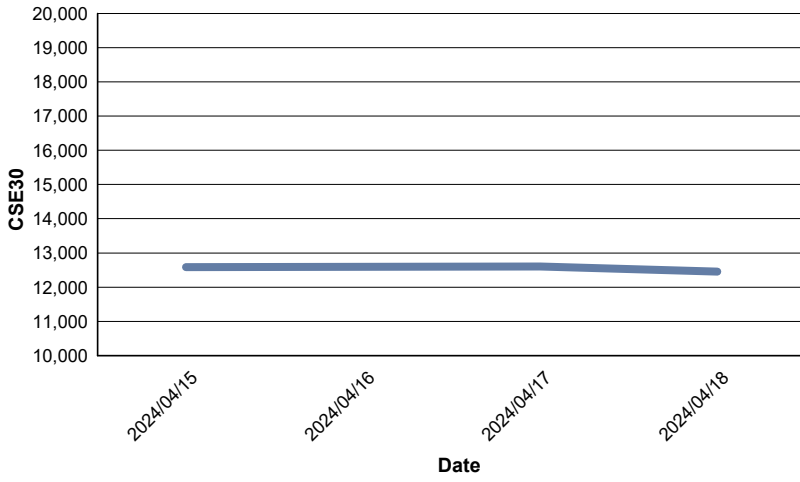
Data for Turnover Volume



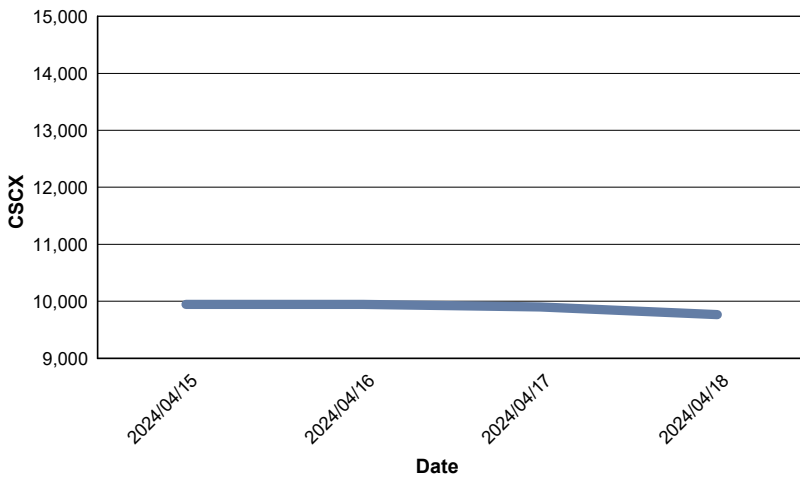
CASPI Index



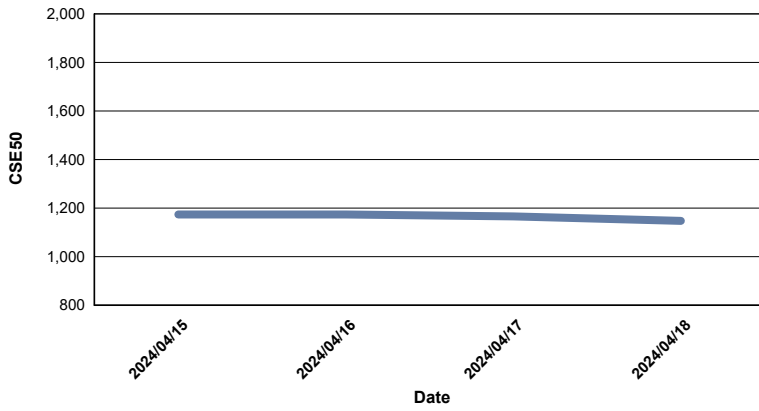
Index CSE30



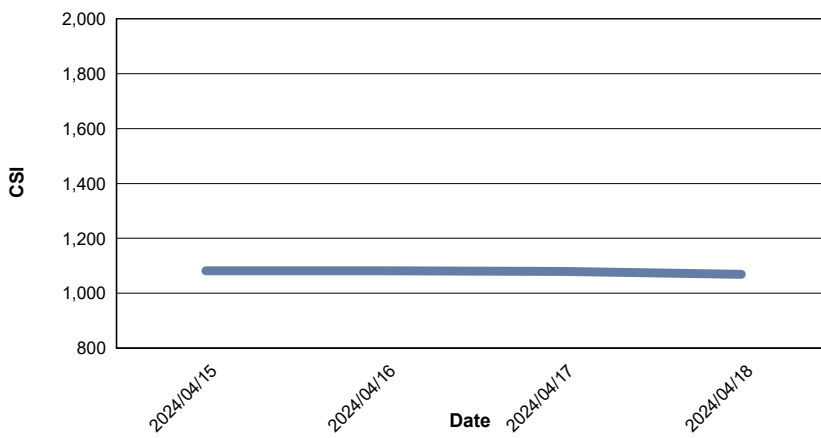
Index CSCX



Index CSE50



Index CSI



Index CSESMEX

