

Chittagong Stock Exchange

30-May-24

Weekly Market Summary

Week: 2024-05-26 to 2024-05-30 (5 days)

Total Turnover (BDT) :	2,662,196,303.20
Volume of Share (Nos):	32,192,839.00
Total Contact(Nos)	19,141
Total Scrip Traded	323

CATEGORY WISE TURNOVER		
Group	Turnover Value(BDT)	% of Total
A	2,149,720,007.60	80.75
B	428,323,759.60	16.09
N	68,343,349.50	2.57
Z	15,809,186.50	0.59

MAJOR INDICES IN THE WEEK						
Date	CASPI	CSE30	CSCX	CSE50	CSI	CSESMEX
05/23/2024	15403.3728	11801.1802	9264.8657	1,091.09	1,006.75	3,185.19
05/30/2024	15072.2006	11632.8823	9067.9173	1,079.09	982.71	3,203.41
change in %	-2.1500	-1.4261	-2.1258	-1.10	-2.39	0.57

SCRIP PERFORMANCE IN THE WEEK	
Advanced	73
Declined	225
No Change	25
Total Traded Issues	323

TOP TEN GAINER COMPANIES BY CLOSING PRICE						
Scrip ID	Scrip Name	Category	Week Difference	Opening	Closing	Turnover (BDT)
17602	CRAFTSMAN FOOTWEAR & ACCESSC	N	60.00	16.00	25.60	107.00
25011	BD INDUSTRIAL FINANCE CO. LTD	Z	41.97	8.10	11.50	204,325.30
13026	GLOBAL HEAVY CHEMICALS LIMITED	B	20.84	25.90	31.30	58,256.00
19010	KHULNA PRINTING & PACKAGING LTC	Z	14.49	20.70	23.70	1,930,510.10
21054	CAPITEC GRAMEEN BANK GROWTH I	A	10.61	11.30	12.50	2,783,826.00
25017	FAS FINANCE & INVESTMENT LTD	Z	9.09	3.30	3.60	24,202.40
12017	ALLTEX INDUSTRIES LIMITED	Z	8.13	17.20	18.60	569,463.10
32603	KRISHIBID FEED LIMITED	N	8.06	31.00	33.50	2,062,258.00
21025	PHOENIX FIN. 1ST MUTUAL FUND	A	6.94	7.20	7.70	675,086.80
21053	ICB AMCL CMSF GOLDEN JUBILEE ML	A	6.55	18.30	19.50	1,626,187.60

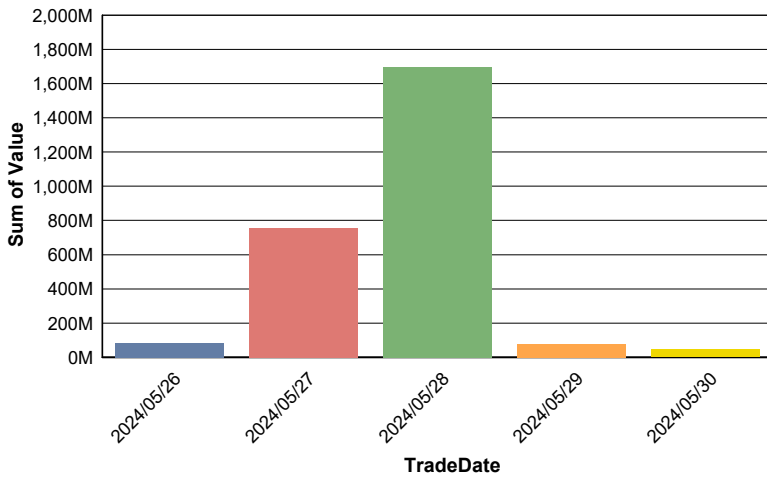
TOP TEN LOSER COMPANIES BY CLOSING PRICE

Scrip ID	Scrip Name	Category	Week Difference	Opening	Closing	Turnover (BDT)
15005	ARAMIT CEMENT LIMITED	Z	-21.75	21.60	16.90	68,800.00
19003	SONALI PAPER & BOARD MILLS LIMIT	A	-19.87	436.70	349.90	16,445,300.00
10002	NATIONAL LIFE INSURANCE CO.LTD	A	-17.82	124.00	101.90	1,312,175.50
22028	JAMUNA BANK PLC.	A	-17.35	21.90	18.10	6,290.80
11016	PRIME INSURANCE COMPANY LTD	A	-16.94	41.30	34.30	6,860.00
11002	PEOPLES INSURANCE COMPANY LTD	A	-16.46	40.70	34.00	3,400.00
11040	EXPRESS INSURANCE LIMITED	B	-16.15	35.90	30.10	280,013.50
11043	GLOBAL INSURANCE COMPANY LTD.	A	-15.88	32.10	27.00	31,500.00
10009	PRIME ISLAMI LIFE INSURANCE	B	-15.07	41.80	35.50	3,550.00
19007	BD MONOSPOOL PAPER MFG. CO. LT	A	-14.56	174.40	149.00	7,696.80

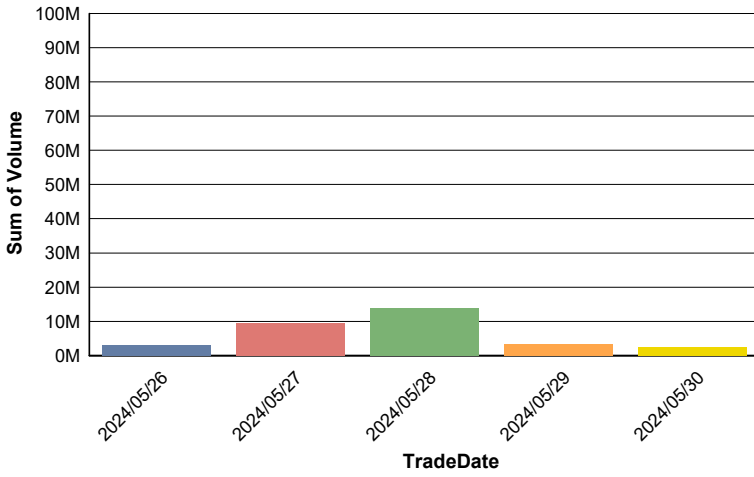
TOP TEN COMPANIES BY TURNOVER

Scrip ID	Scrip Name	Turnover (BDT)	Volume
13003	ADVANCED CHEMICAL INDUSTRIES	818,295,328.40	5,742,513
20008	MEGHNA PETROLEUM LIMITED	798,332,882.60	4,019,843
13002	SQUARE PHARMACEUTICALS PLC.	354,941,117.90	1,714,987
13038	JMI HOSPITAL REQUISITE MFG. LTD.	342,766,162.40	4,727,918
18012	BEST HOLDINGS LIMITED	19,571,311.90	580,042
32601	ORYZA AGRO INDUSTRIES LIMITED	18,820,000.00	520,000
19003	SONALI PAPER & BOARD MILLS LIMITED	16,445,300.00	47,000
22039	NRB BANK LIMITED	13,673,013.60	1,295,310
32009	BRITISH AMERICAN TOBACCO BD CO	12,535,529.10	38,904
26003	ROBI AXIATA LIMITED	11,999,074.20	545,691

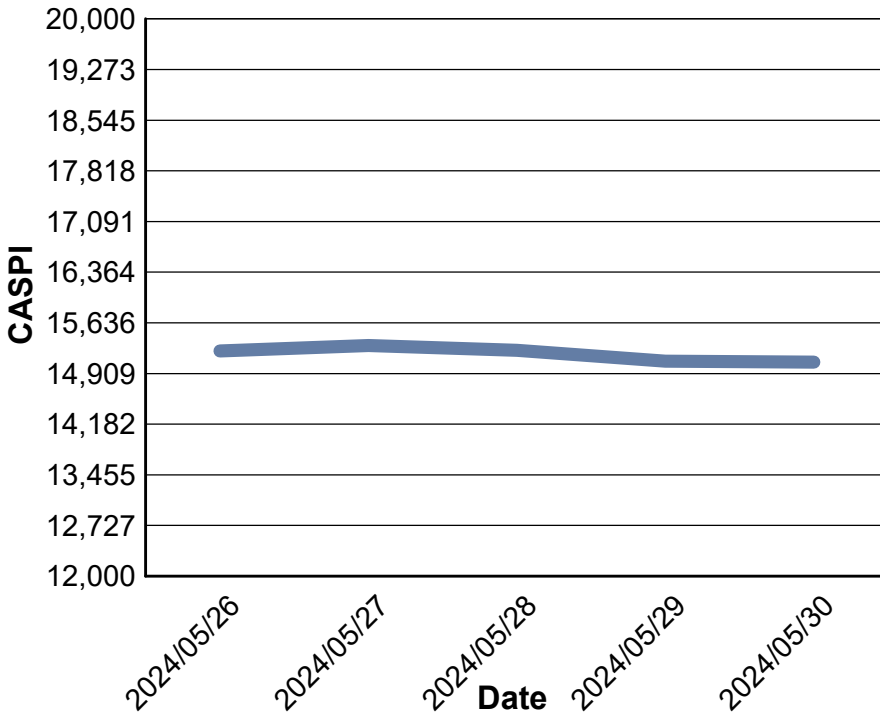
Data for Turnover Value



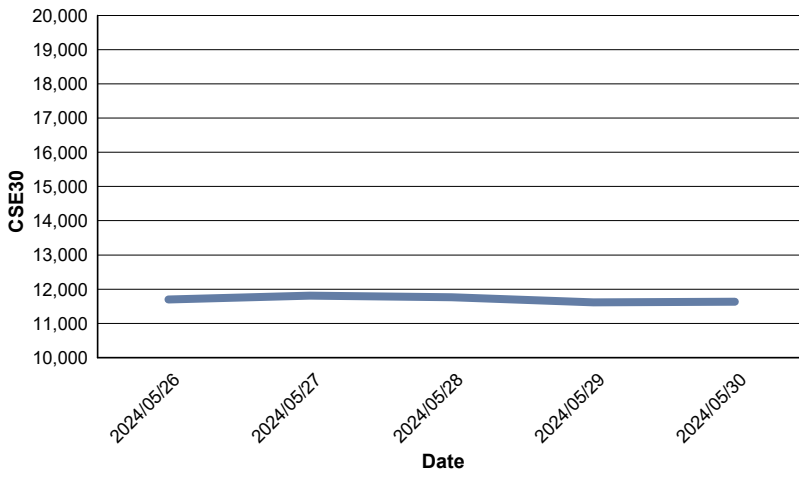
Data for Turnover Volume



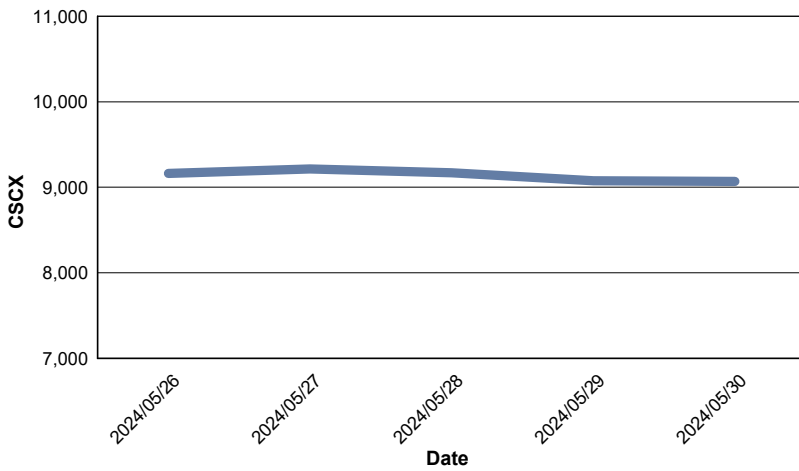
CASPI Index



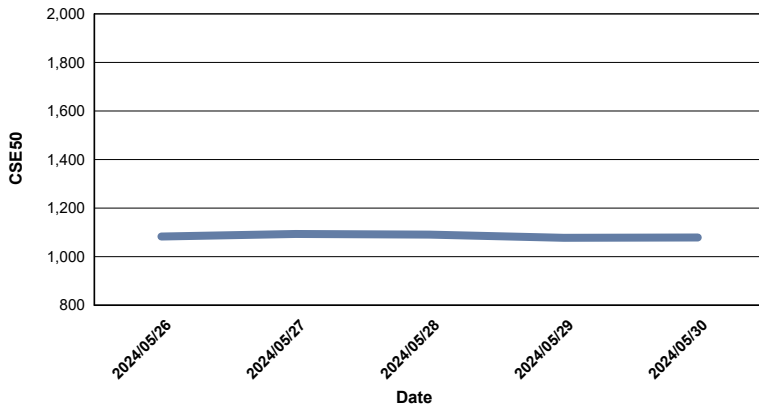
Index CSE30



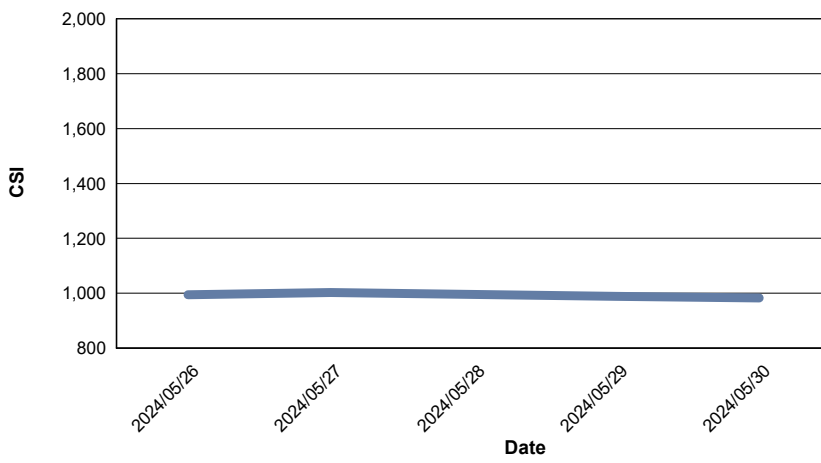
Index CSCX



Index CSE50



Index CSI



Index CSESMEX

