

Chittagong Stock Exchange

15-Feb-24

Weekly Market Summary

Week: 2024-02-11 to 2024-02-15 (5 days)

Total Turnover (BDT) :	1,587,512,135.90
Volume of Share (Nos):	51,460,775.00
Total Contact(Nos)	85,189
Total Scrip Traded	352

CATEGORY WISE TURNOVER		
Group	Turnover Value(BDT)	% of Total
A	659,370,178.30	41.53
B	505,371,097.60	31.82
N	417,099,861.50	26.25
Z	5,670,998.50	0.36

MAJOR INDICES IN THE WEEK						
Date	CASPI	CSE30	CSCX	CSE50	CSI	CSESMEX
02/08/2024	18295.9007	13438.2912	10951.7152	1,289.45	1,172.52	2,550.19
02/15/2024	18290.6853	13474.9656	10950.4676	1,298.39	1,173.49	2,538.69
change in %	-0.0285	0.2729	-0.0114	0.69	0.08	-0.45

SCRIP PERFORMANCE IN THE WEEK	
Advanced	101
Declined	225
No Change	26
Total Traded Issues	352

TOP TEN GAINER COMPANIES BY CLOSING PRICE						
Scrip ID	Scrip Name	Category	Week		Closing	Turnover (BDT)
			Difference	Opening		
11048	SIKDER INSURANCE COMPANY LTD	N	59.54	30.90	49.30	64,218,733.70
12033	MITHUN KNITTING AND DYEING	Z	49.09	16.50	24.60	928,507.60
18012	BEST HOLDINGS LIMITED	N	27.27	31.90	40.60	213,667,993.80
14028	Taufika Foods and Lovello Ice-cream PLI	A	25.94	37.00	46.60	189,671,491.00
32019	KHAN BROTHERS PP WOVEN BAG IN	B	21.44	194.00	235.60	54,407,487.60
12015	MONNO FABRICS LIMITED	B	20.10	19.90	23.90	6,318,050.90
21018	EBL FIRST MUTUAL FUND	A	18.51	5.40	6.40	43,020.00
22035	SBAC BANK LIMITED	B	16.16	9.90	11.50	10,961,520.90
12031	SAFKO SPINNING MILLS LTD	B	16.07	16.80	19.50	950,108.00
21037	LR GLOBAL BANGLADESH MF ONE	A	14.00	5.00	5.70	34,806.00

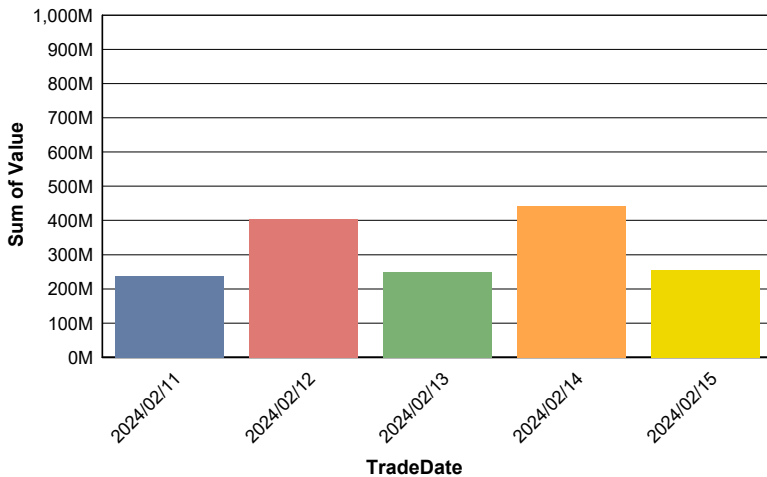
TOP TEN LOSER COMPANIES BY CLOSING PRICE

Scrip ID	Scrip Name	Category	Week Difference	Opening	Closing	Turnover (BDT)
16030	WESTERN MARINE SHIPYARD LTD.	B	-15.15	16.50	14.00	12,495,936.90
40001	IBBL MUDARABA PERPETUAL BOND	A	-14.37	970.50	831.00	28,093.00
11040	EXPRESS INSURANCE LIMITED	B	-13.26	50.50	43.80	434,540.00
12071	RING SHINE TEXTILES LTD.	A	-13.15	7.60	6.60	4,908,739.70
16033	OLYMPIC ACCESSORIES LTD.	B	-12.67	21.30	18.60	12,670,633.70
12060	EVINCE TEXTILES LIMITED	B	-12.50	18.40	16.10	5,478,779.50
22005	RUPALI BANK LIMITED	B	-12.26	42.40	37.20	4,581,950.00
12055	ZAHEEN SPINNING LTD.	B	-11.65	10.30	9.10	1,004,429.40
32022	Yeakin Polymer Limited	B	-11.57	31.10	27.50	4,137,298.90
16026	BANGLADESH BUILDING SYSTEMS LT	B	-11.45	19.20	17.00	2,163,491.00

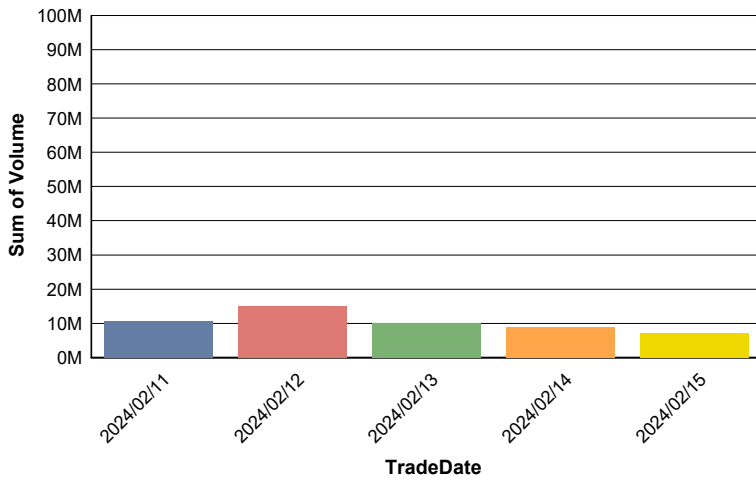
TOP TEN COMPANIES BY TURNOVER

Scrip ID	Scrip Name	Turnover (BDT)	Volume
18012	BEST HOLDINGS LIMITED	213,667,993.80	4,894,806
14028	Taufika Foods and Lovello Ice-cream PLC	189,671,491.00	5,182,540
32605	HIMADRI LIMITED	138,985,900.00	85,900
11048	SIKDER INSURANCE COMPANY LTD	64,218,733.70	1,316,186
32019	KHAN BROTHERS PP WOVEN BAG INDUSTRI	54,407,487.60	263,776
23004	FU-WANG CERAMIC INDUSTRY LTD	40,532,233.50	1,587,902
13027	ORION PHARMA LIMITED	31,794,662.00	367,057
32003	BEXIMCO LIMITED	31,695,021.20	296,492
22010	INTL FINANCE INV & COMM BANK	30,008,146.70	2,129,842
13037	NAVANA PHARMACEUTICALS LIMITED	26,910,693.40	260,245

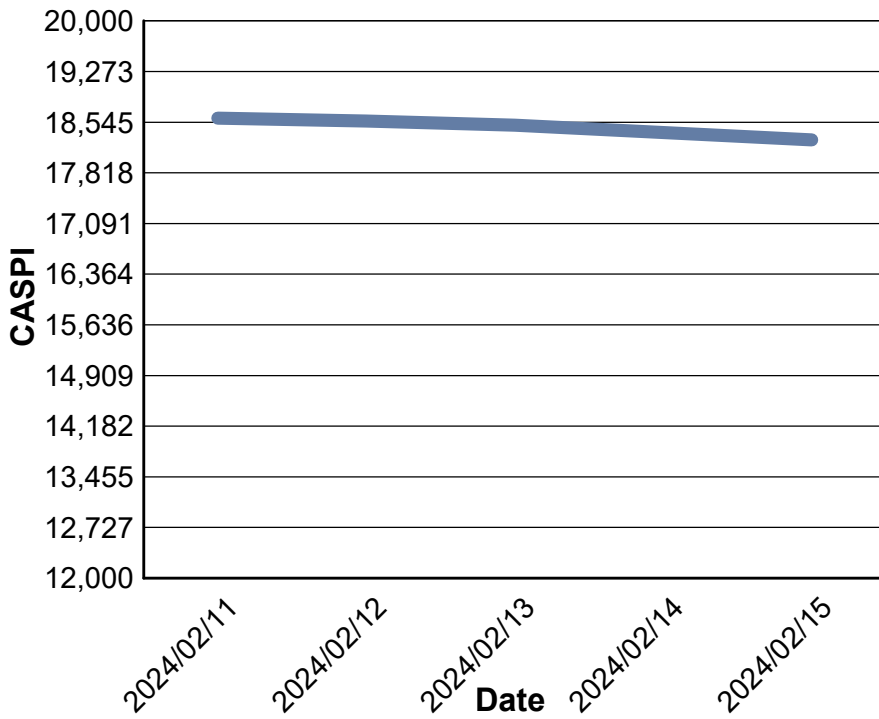
Data for Turnover Value



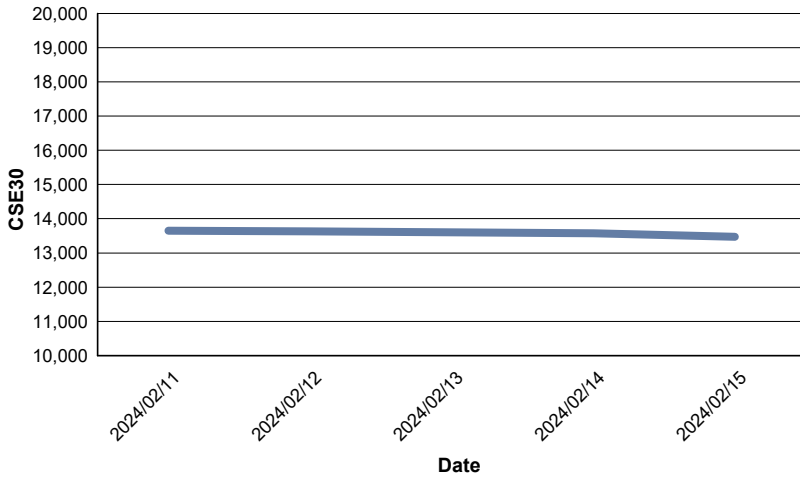
Data for Turnover Volume



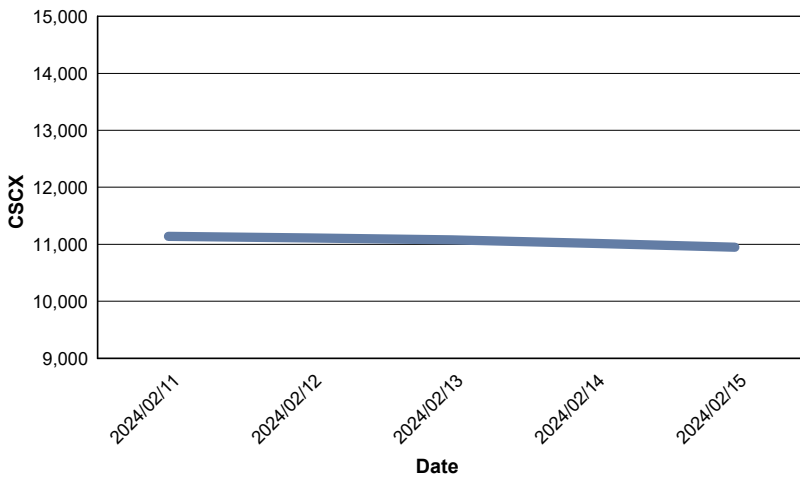
CASPI Index



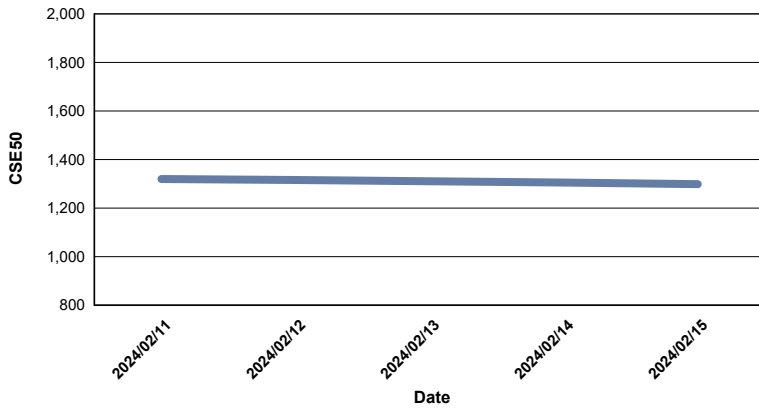
Index CSE30



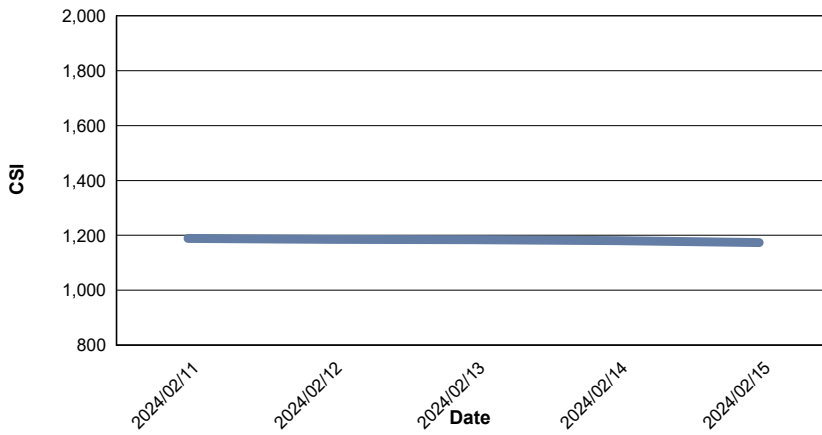
Index CSCX



Index CSE50



Index CSI



Index CSESMEX

