

# Chittagong Stock Exchange

01-Feb-24

## Weekly Market Summary

Week: 2024-01-28 to 2024-02-01 (5 days)

<b>Total Turnover (BDT) :</b>	782,960,026.40
<b>Volume of Share (Nos):</b>	37,628,253.00
<b>Total Contact(Nos)</b>	37,186
<b>Total Scrip Traded</b>	333

CATEGORY WISE TURNOVER		
Group	Turnover Value(BDT)	% of Total
A	378,127,808.40	48.29
B	378,684,185.90	48.35
N	231,883.20	0.03
Z	25,916,148.90	3.31

MAJOR INDICES IN THE WEEK						
Date	CASPI	CSE30	CSCX	CSE50	CSI	CSESMEX
01/25/2024	17552.1289	13192.4453	10510.0491	1,250.22	1,130.57	2,751.33
02/01/2024	17626.1200	13277.4768	10555.2314	1,259.68	1,142.64	2,784.61
change in %	0.4216	0.6445	0.4299	0.76	1.07	1.21

SCRIP PERFORMANCE IN THE WEEK	
Advanced	152
Declined	162
No Change	19
Total Traded Issues	333

TOP TEN GAINER COMPANIES BY CLOSING PRICE						
Scrip ID	Scrip Name	Category	Week		Closing	Turnover (BDT)
			Difference	Opening		
11048	SIKDER INSURANCE COMPANY LTD	N	59.50	12.10	19.30	25,242.30
19010	KHULNA PRINTING & PACKAGING LTC	B	53.89	30.80	47.40	15,050,690.30
12039	MALEK SPINNING MILLS LTD.	A	33.33	24.90	33.20	14,888,691.10
16004	AFTAB AUTOMOBILES LIMITED	A	29.17	37.70	48.70	23,545,862.70
15005	ARAMIT CEMENT LIMITED	B	29.00	26.20	33.80	6,064,726.40
11006	CENTRAL INSURANCE COMPANY LTD	A	28.46	41.10	52.80	356,169.00
14029	BD THAI FOOD & BEVERAGE LIMITED	B	25.93	26.60	33.50	907,014.80
12060	EVINCE TEXTILES LIMITED	B	21.83	14.20	17.30	24,190,036.90
32601	ORYZA AGRO INDUSTRIES LIMITED	N	20.62	16.00	19.30	9,397.40
16038	S. S. STEEL LIMITED	B	20.51	11.70	14.10	9,472,934.80

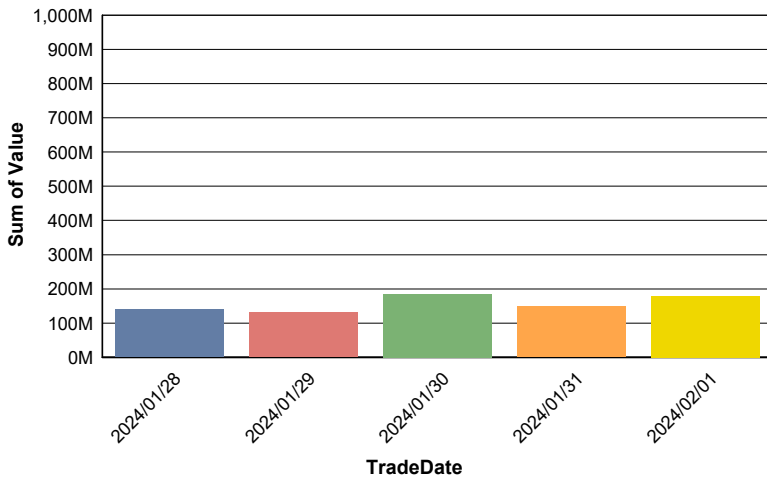
**TOP TEN LOSER COMPANIES BY CLOSING PRICE**

Scrip ID	Scrip Name	Category	Week Difference	Opening	Closing	Turnover (BDT)
25021	GSP FINANCE CO.(BANGLADESH) LT	A	-23.73	19.80	15.10	9,464,976.10
25022	FAREAST FINANCE & INVESTMENT L	Z	-23.33	6.00	4.60	16,474.60
12032	TALLU SPINNING MILLS LIMITED	Z	-22.91	9.60	7.40	47,614.80
32017	JMI SYRINGES & MEDICAL DEV.LTD	A	-22.89	215.30	166.00	173,666.10
12022	SONARGAON TEXTILES LIMITED	B	-20.00	36.00	28.80	209,943.50
10002	NATIONAL LIFE INSURANCE CO.LTD	A	-19.01	163.00	132.00	170,309.70
23003	STANDARD CERAMIC INDS LIMITED	B	-19.00	130.00	105.30	12,343.50
11016	PRIME INSURANCE COMPANY LTD	A	-18.89	67.20	54.50	1,150.00
10012	SUNLIFE INSURANCE COMPANY LTD.	B	-16.90	49.70	41.30	1,283.20
25020	BAY LEASING & INVESTMENT LTD.	A	-15.90	17.60	14.80	510,649.00

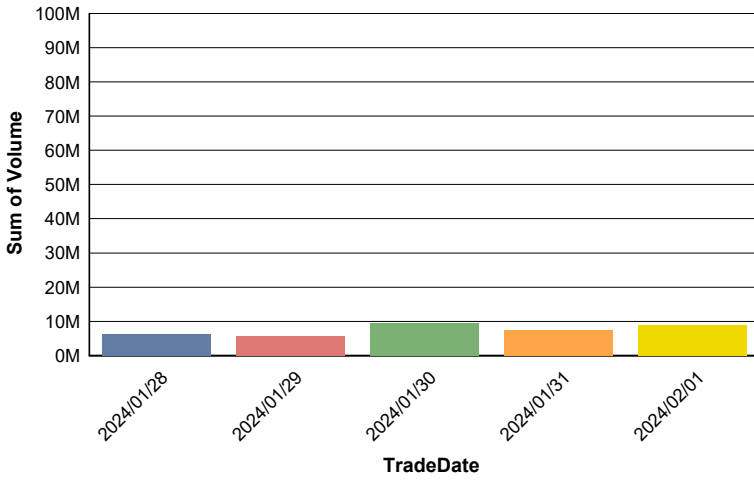
**TOP TEN COMPANIES BY TURNOVER**

Scrip ID	Scrip Name	Turnover (BDT)	Volume
14028	Taufika Foods and Lovello Ice-cream PLC	38,223,610.90	1,165,067
22036	UNION BANK LIMITED	27,051,449.50	3,423,035
13002	SQUARE PHARMACEUTICALS PLC	26,200,654.60	121,832
22010	INTL FINANCE INV & COMM BANK	26,022,454.60	2,185,316
12060	EVINCE TEXTILES LIMITED	24,190,036.90	1,518,787
16004	AFTAB AUTOMOBILES LIMITED	23,545,862.70	561,520
12038	R. N. SPINNING MILLS LIMITED	22,106,434.00	1,373,003
14017	FU-WANG FOODS LIMITED	18,940,254.10	602,527
16009	BD.THAI ALUMINIUM LIMITED	16,345,887.30	500,283
19010	KHULNA PRINTING & PACKAGING LTD.	15,050,690.30	379,076

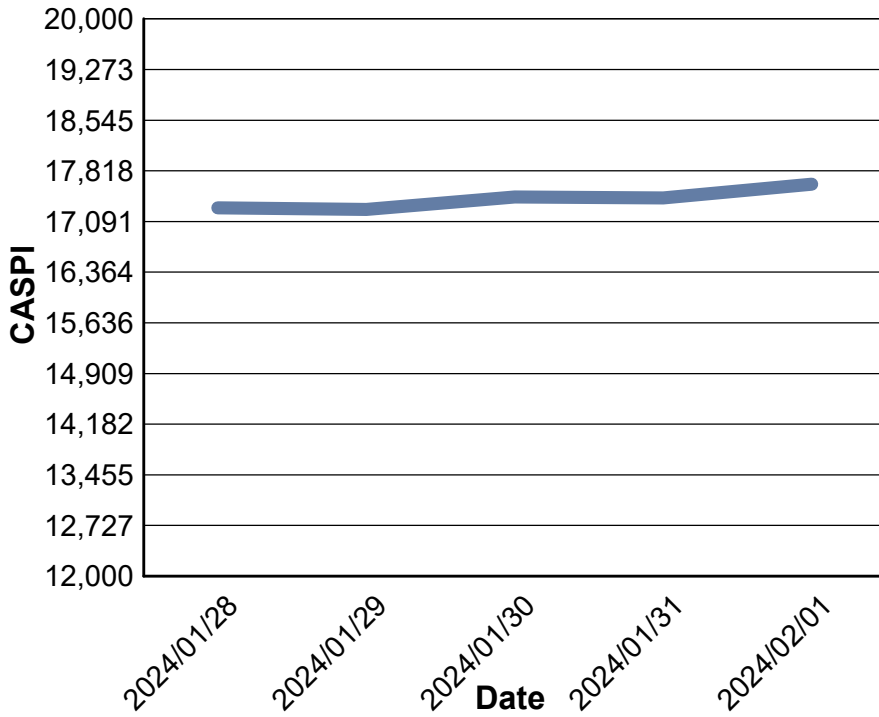
**Data for Turnover Value**



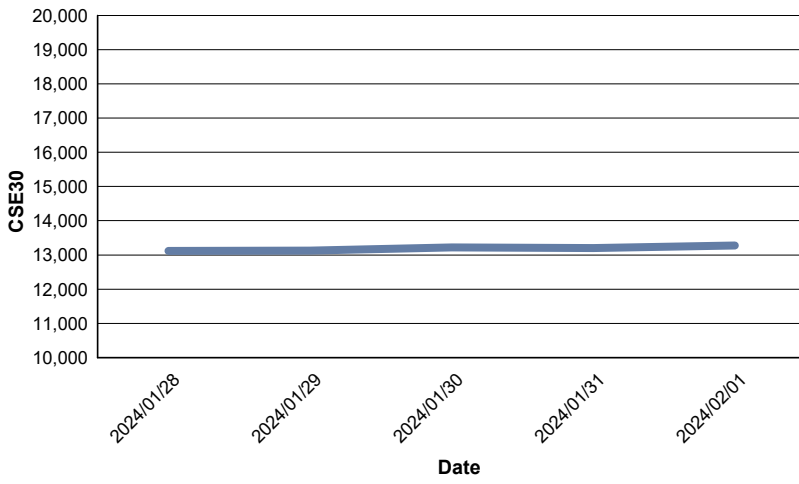
### Data for Turnover Volume



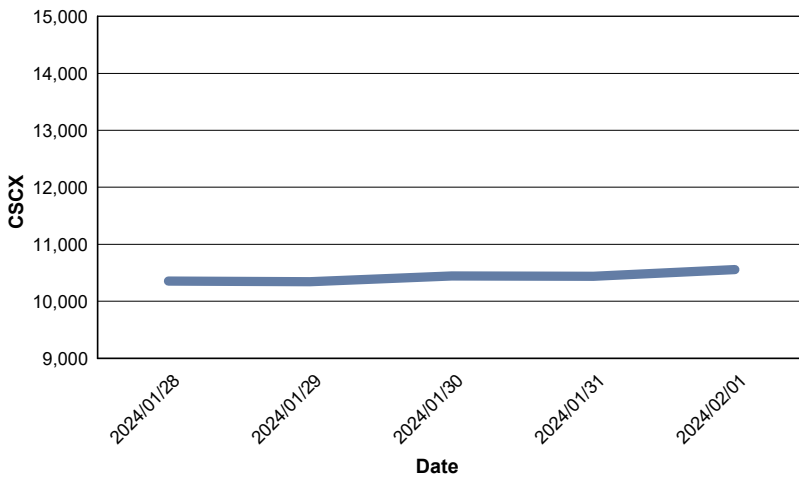
### CASPI Index



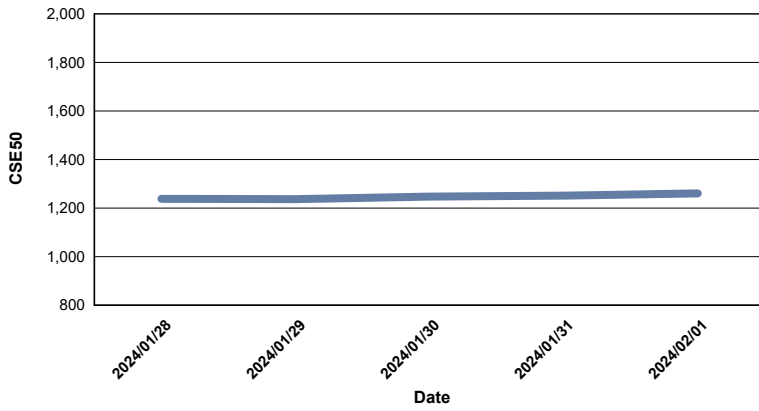
### Index CSE30



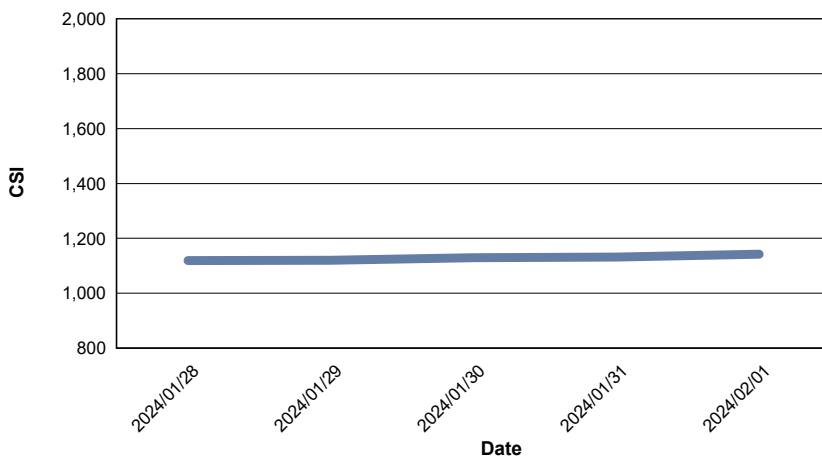
### Index CSCX



### Index CSE50



### Index CSI



### Index CSESMEX

