

Chittagong Stock Exchange

18-Jan-24

Weekly Market Summary

Week: 2024-01-14 to 2024-01-18 (5 days)

Total Turnover (BDT) :	531,352,276.50
Volume of Share (Nos):	13,084,852.00
Total Contact(Nos)	18,167
Total Scrip Traded	289

CATEGORY WISE TURNOVER		
Group	Turnover Value(BDT)	% of Total
A	373,026,915.20	70.20
B	137,516,456.70	25.88
N	3,704,813.30	0.70
Z	17,104,091.30	3.22

MAJOR INDICES IN THE WEEK						
Date	CASPI	CSE30	CSCX	CSE50	CSI	CSESMEX
01/11/2024	18665.1387	13387.5422	11161.8526	1,304.75	1,184.98	2,673.96
01/18/2024	18806.3675	13422.9318	11247.5907	1,313.53	1,197.51	2,757.29
change in %	0.7566	0.2643	0.7681	0.67	1.06	3.12

SCRIP PERFORMANCE IN THE WEEK	
Advanced	86
Declined	68
No Change	135
Total Traded Issues	289

TOP TEN GAINER COMPANIES BY CLOSING PRICE							
Scrip ID	Scrip Name	Category	Week		Closing	Turnover (BDT)	
			Difference	Opening			
13008	ORION INFUSION LIMITED	A	24.63	374.70	467.00	21,737,003.90	
14021	BEACH HATCHERY LTD.	B	22.88	48.50	59.60	4,247,380.40	
10003	SANDHANI LIFE INSURANCE CO.LTD	A	22.02	27.70	33.80	21,591,675.80	
32018	DESHBANDHU POLYMER LIMITED	B	14.17	40.20	45.90	3,104,178.20	
32019	KHAN BROTHERS PP WOVEN BAG IN	B	13.84	130.00	148.00	16,076,488.30	
24005	INTECH ONLINE LIMITED	B	12.40	25.80	29.00	3,310,984.00	
13023	BEACON Pharmaceuticals Ltd.	A	10.75	252.00	279.10	1,812,712.00	
18004	SAMORITA HOSPITAL LIMITED	A	10.19	83.40	91.90	1,309,491.30	
11006	CENTRAL INSURANCE COMPANY LTD	A	10.00	37.00	40.70	20,350.00	
17601	MK FOOTWEAR PLC	N	10.00	50.00	55.00	82,500.00	

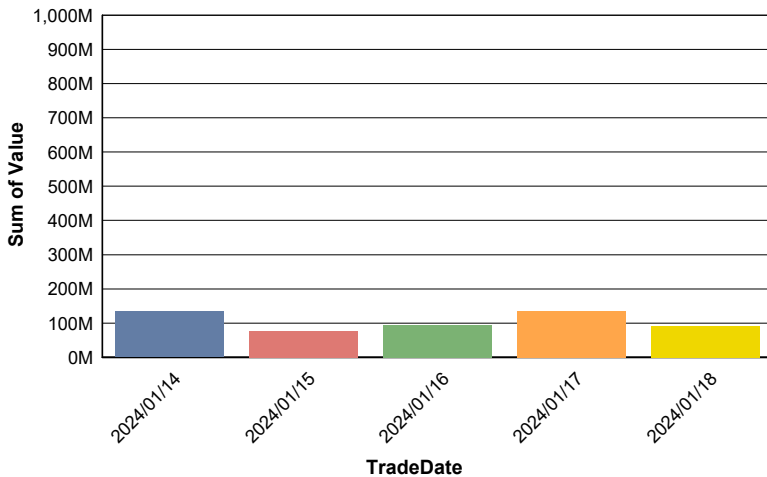
TOP TEN LOSER COMPANIES BY CLOSING PRICE

Scrip ID	Scrip Name	Category	Week Difference	Opening	Closing	Turnover (BDT)
25017	FAS FINANCE & INVESTMENT LTD	B	-11.11	6.30	5.60	2,377,733.40
21041	NCCBL MUTUAL FUND-1	A	-8.75	8.00	7.30	365.00
14603	AGRO ORGANICA PLC	N	-8.60	37.20	34.00	3,373,748.10
21030	IFIL ISLAMIC MUTUAL FUND-1	A	-8.57	7.00	6.40	446,466.00
21022	PRIME BANK 1ST ICB AMCL MF	A	-7.22	8.30	7.70	135,580.00
13007	AMBEE PHARMACEUTICALS LIMITED	A	-7.10	840.10	780.40	16,388.40
25005	MIDAS FINANCING LIMITED	B	-6.92	13.00	12.10	471,610.40
21047	VANGUARD AML RUPALI BANK BALAN	A	-6.75	7.40	6.90	48,645.00
21053	ICB AMCL CMSF GOLDEN JUBILEE ML	A	-6.66	13.50	12.60	1,208,750.60
22038	MIDLAND BANK LIMITED	B	-5.73	15.70	14.80	1,432,408.70

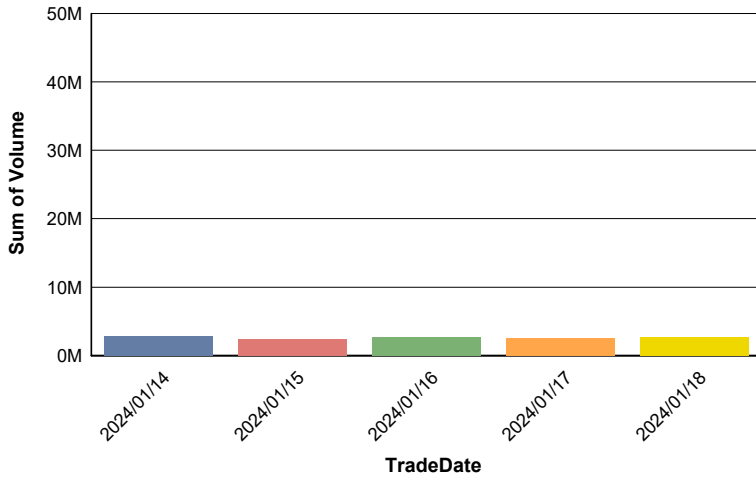
TOP TEN COMPANIES BY TURNOVER

Scrip ID	Scrip Name	Turnover (BDT)	Volume
10010	RUPALI LIFE INSURANCE CO. LTD.	65,753,083.00	546,583
26001	GRAMEENPHONE LIMITED	30,410,752.00	110,454
50269	2Y BGTB 07/09/2025	29,877,130.00	312,000
13008	ORION INFUSION LIMITED	21,737,003.90	48,245
10003	SANDHANI LIFE INSURANCE CO.LTD	21,591,675.80	648,892
32019	KHAN BROTHERS PP WOVEN BAG INDUSTRI	16,076,488.30	122,217
12038	R. N. SPINNING MILLS LIMITED	14,649,194.00	700,914
32004	BD SHIPPING CORPORATION	11,414,755.30	95,013
13027	ORION PHARMA LIMITED	10,951,405.20	148,887
18011	SEA PEARL BEACH RESORT & SPA LIMITED	10,069,716.00	87,604

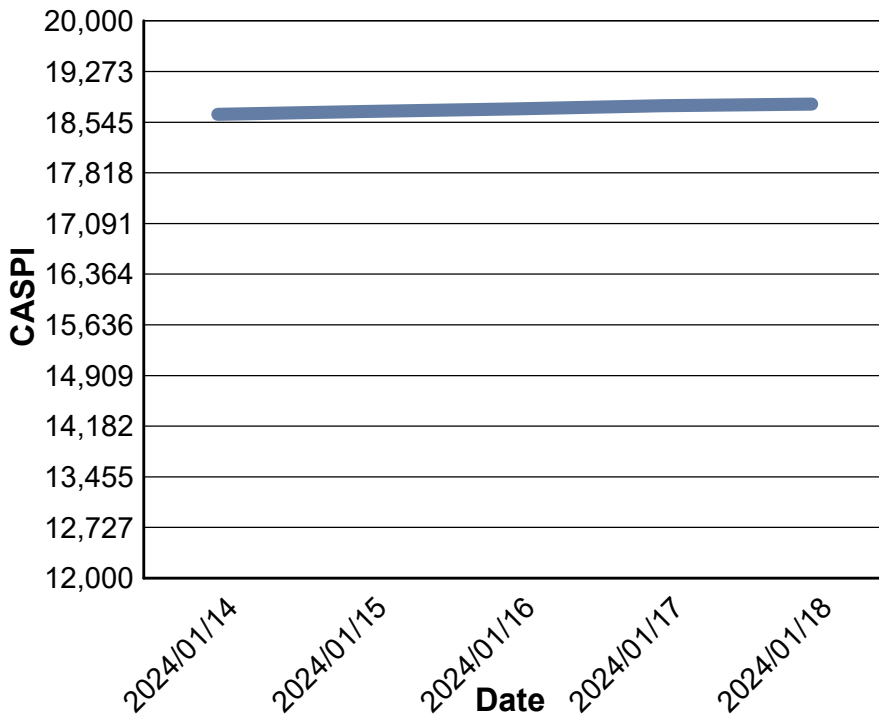
Data for Turnover Value



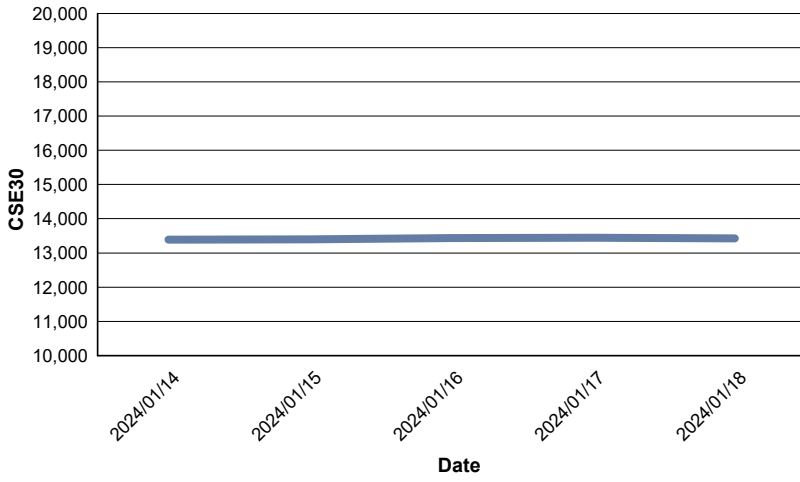
Data for Turnover Volume



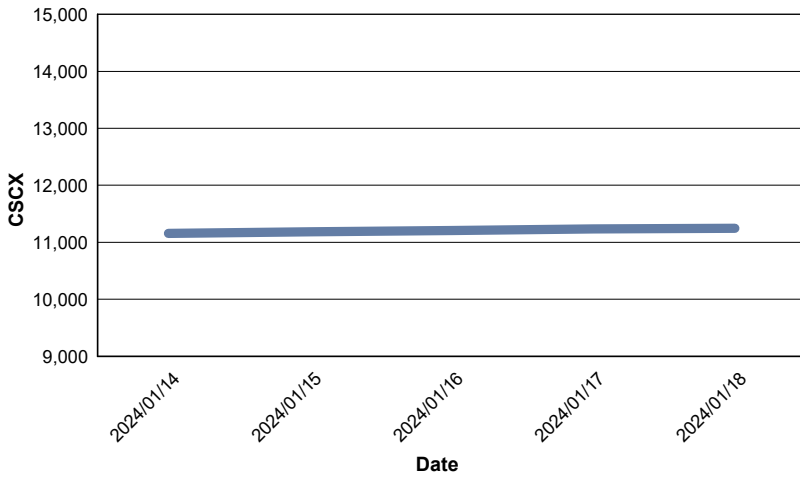
CASPI Index



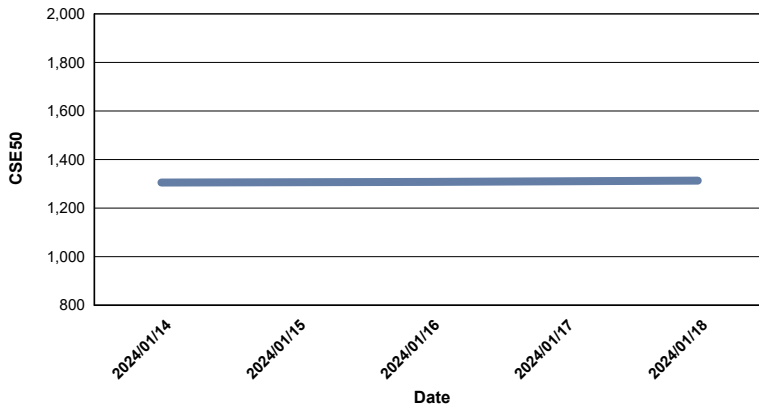
Index CSE30



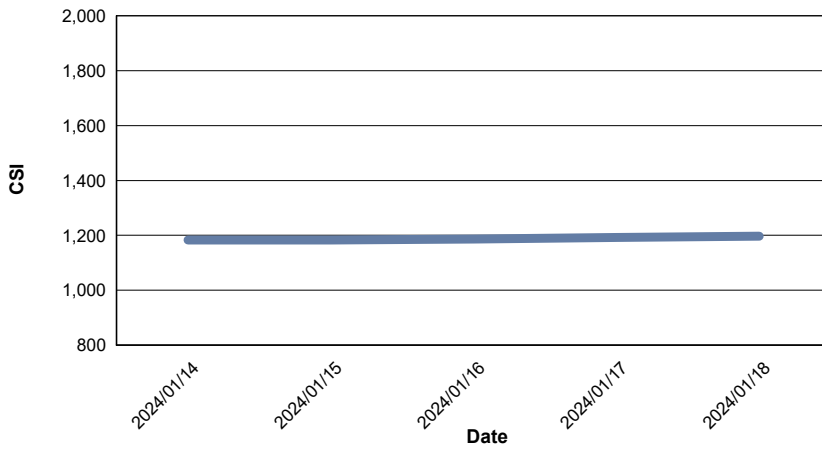
Index CSCX



Index CSE50



Index CSI



Index CSESMEX

