

Chittagong Stock Exchange

29-Feb-24

Weekly Market Summary

Week: 2024-02-25 to 2024-02-29 (Total 4 days excluding 26 February 2024)

Total Turnover (BDT) :	673,594,825.20
Volume of Share (Nos):	27,864,760.00
Total Contact(Nos)	30,098
Total Scrip Traded	337

CATEGORY WISE TURNOVER		
Group	Turnover Value(BDT)	% of Total
A	284,430,793.90	42.22
B	265,166,655.10	39.36
N	113,573,136.30	16.86
Z	10,424,239.90	1.55

MAJOR INDICES IN THE WEEK						
Date	CASPI	CSE30	CSCX	CSE50	CSI	CSESMEX
02/22/2024	18005.2097	13415.9967	10783.5527	1,281.14	1,151.87	2,592.42
02/29/2024	17928.3876	13346.4099	10744.3849	1,273.35	1,148.70	2,795.52
change in %	-0.4267	-0.5187	-0.3632	-0.61	-0.28	7.83

SCRIP PERFORMANCE IN THE WEEK	
Advanced	126
Declined	183
No Change	28
Total Traded Issues	337

TOP TEN GAINER COMPANIES BY CLOSING PRICE							
Scrip ID	Scrip Name	Category	Week Difference	Opening	Closing	Turnover	
						(BDT)	
14022	FINE FOODS LIMITED	B	30.75	124.20	162.40	15,349,008.80	
13028	CENTRAL PHARMACEUTICALS LTD.	B	24.43	26.60	33.10	23,438,688.70	
12025	ANLIMA YARN DYEING LIMITED	B	23.16	42.30	52.10	25,939,107.10	
32601	ORYZA AGRO INDUSTRIES LIMITED	N	20.75	21.20	25.60	48.90	
16039	RUNNER AUTOMOBILES PLC.	A	19.03	33.10	39.40	110,360.00	
22039	NRB BANK LIMITED	N	18.00	10.00	11.80	44,028,832.80	
12068	KATTALI TEXTILE LIMITED	A	17.14	17.50	20.50	3,101,268.90	
10010	RUPALI LIFE INSURANCE CO. LTD.	A	17.07	113.00	132.30	1,875,221.70	
12046	PARAMOUNT TEXTILE PLC	A	16.93	62.00	72.50	147,785.10	
12024	H.R.TEXTILE MILLS LIMITED	B	16.25	77.50	90.10	214,081.20	

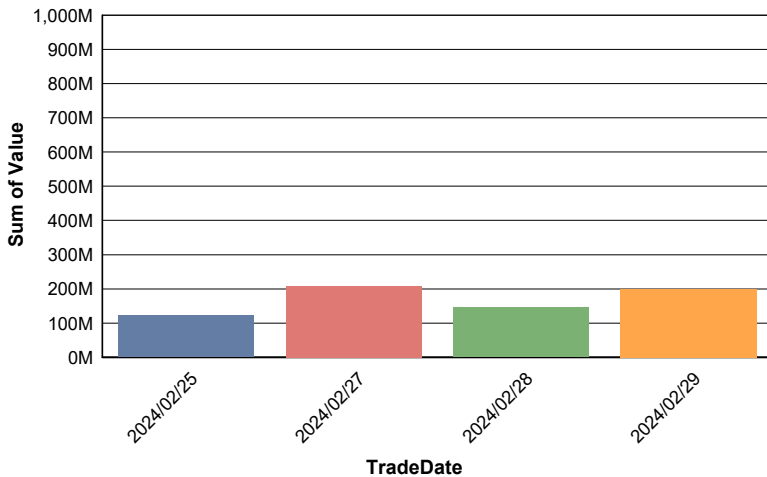
TOP TEN LOSER COMPANIES BY CLOSING PRICE

Scrip ID	Scrip Name	Category	Week Difference	Opening	Closing	Turnover (BDT)
50249	20Y BGTB 26/06/2039	A	-24.80	107.70	80.99	3,239,600.00
25017	FAS FINANCE & INVESTMENT LTD	Z	-15.78	5.70	4.80	170,365.40
25022	FAREAST FINANCE & INVESTMENT L	Z	-11.11	5.40	4.80	47,304.00
11024	SONAR BANGLA INSURANCE LTD.	A	-10.35	42.50	38.10	421.10
22035	SBAC BANK PLC.	B	-9.52	12.60	11.40	8,855,380.60
11027	PARAMOUNT INSURANCE CO. LTD	A	-9.01	58.80	53.50	29,482.90
21049	SEML IBBL SHARIAH FUND	A	-8.98	8.90	8.10	4,050.00
15005	ARAMIT CEMENT LIMITED	Z	-8.74	28.60	26.10	101,165.00
24005	INTECH ONLINE LIMITED	Z	-8.49	35.30	32.30	362,842.10
12069	ESQUIRE KNIT COMPOSITE PLC.	A	-8.38	31.00	28.40	281,470.00

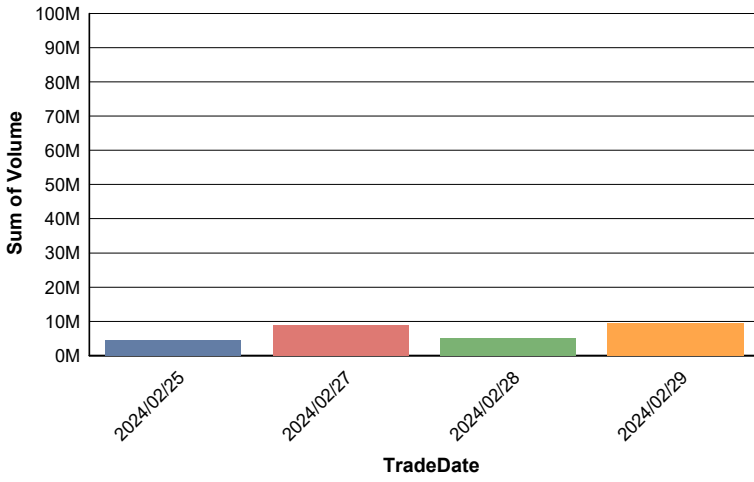
TOP TEN COMPANIES BY TURNOVER

Scrip ID	Scrip Name	Turnover (BDT)	Volume
18012	BEST HOLDINGS LIMITED	56,355,827.30	1,396,502
22018	MUTUAL TRUST BANK PLC.	51,247,148.90	3,660,470
22039	NRB BANK LIMITED	44,028,832.80	3,687,718
22025	EASTERN BANK PLC.	29,738,028.20	978,296
26003	ROBI AXIATA LIMITED	26,885,150.50	882,961
12025	ANLIMA YARN DYEING LIMITED	25,939,107.10	500,869
13028	CENTRAL PHARMACEUTICALS LTD.	23,438,688.70	758,673
23004	FU-WANG CERAMIC INDUSTRY LTD	21,421,395.90	783,775
25019	NATIONAL HOUSING FIN.& INV. PLC.	16,847,652.50	415,850
14022	FINE FOODS LIMITED	15,349,008.80	111,762

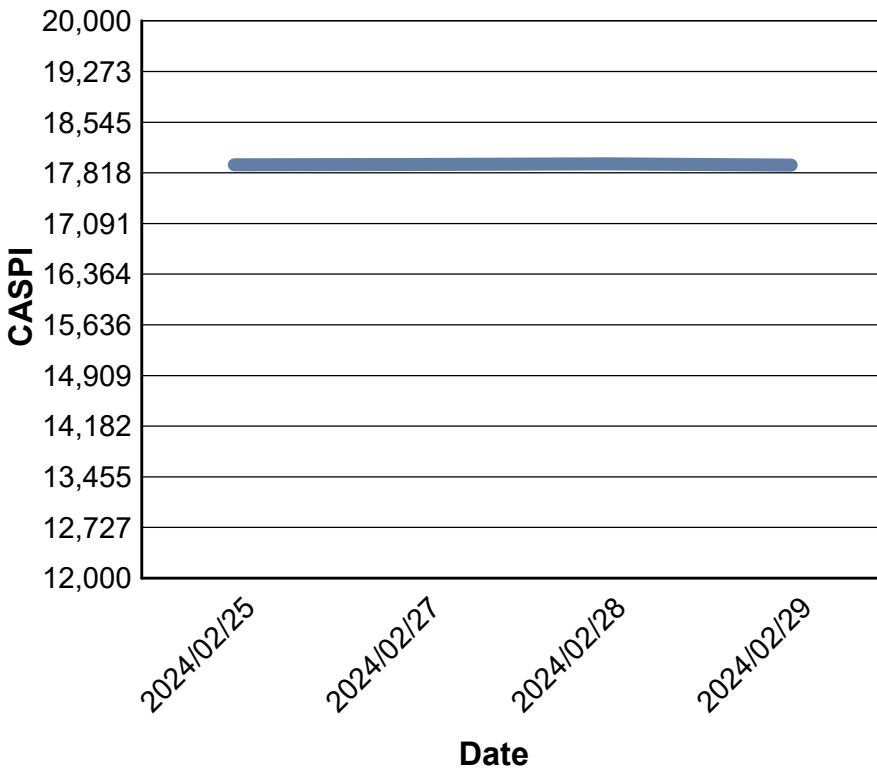
Data for Turnover Value



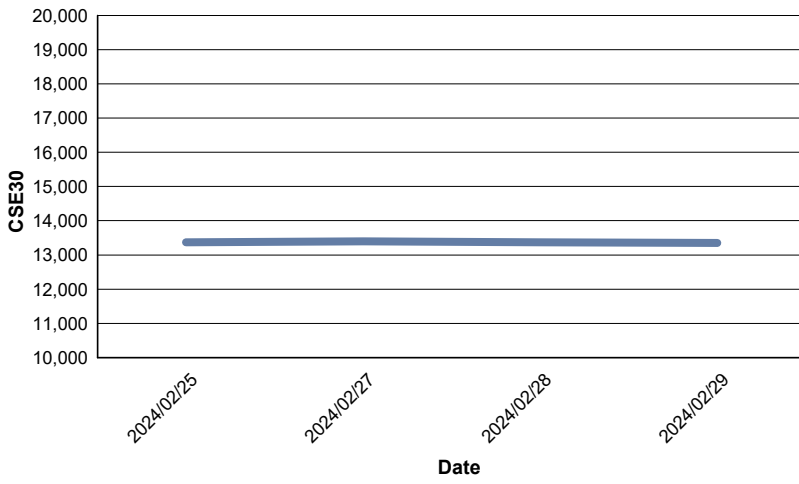
Data for Turnover Volume



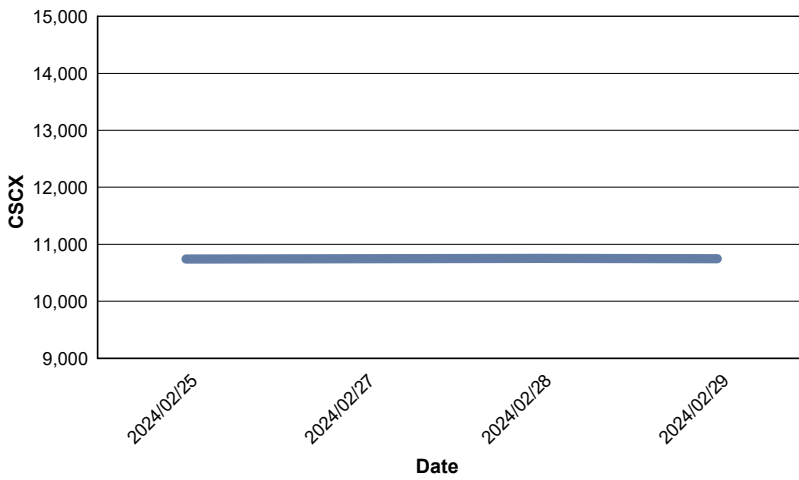
CASPI Index



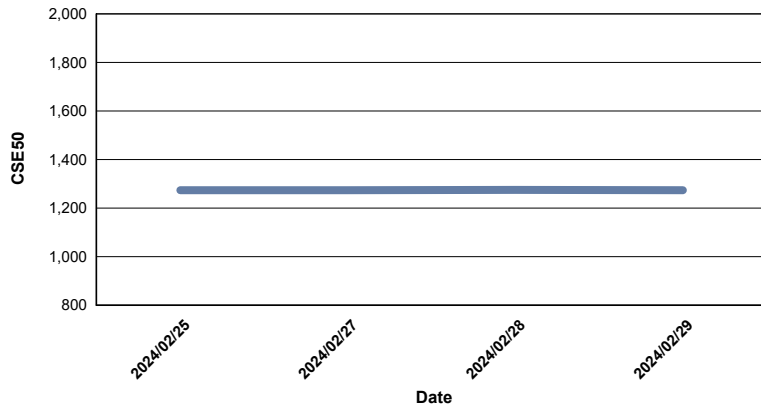
Index CSE30



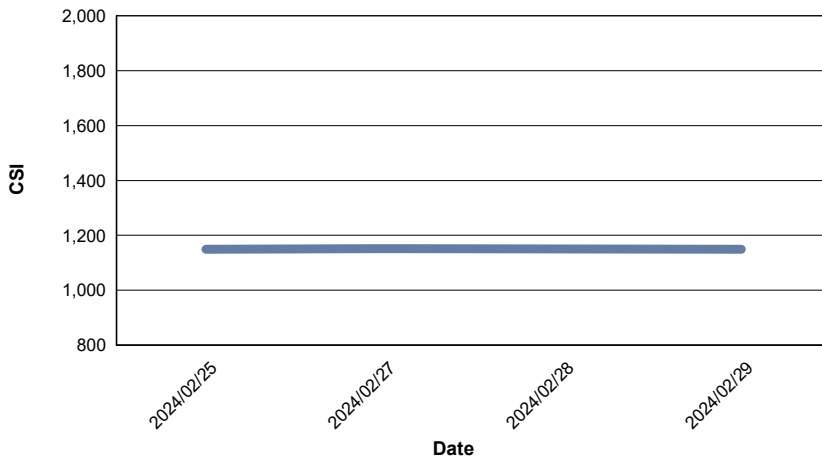
Index CSCX



Index CSE50



Index CSI



Index CSESMEX

