

Chittagong Stock Exchange

09-May-24

Weekly Market Summary

Week: 2024-05-05 to 2024-05-09 (5 days)

Total Turnover (BDT) :	3,382,174,722.70
Volume of Share (Nos):	63,785,138.00
Total Contact(Nos)	28,861
Total Scrip Traded	329

CATEGORY WISE TURNOVER		
Group	Turnover Value(BDT)	% of Total
A	2,443,621,384.10	72.25
B	783,380,910.10	23.16
N	124,231,454.10	3.67
Z	30,940,974.40	0.91

MAJOR INDICES IN THE WEEK						
Date	CASPI	CSE30	CSCX	CSE50	CSI	CSESMEX
05/02/2024	16051.3955	12359.5599	9664.4985	1,137.98	1,056.59	3,349.90
05/09/2024	16231.8679	12431.5141	9771.5217	1,143.61	1,067.86	3,273.27
change in %	1.1243	0.5822	1.1074	0.49	1.07	-2.29

SCRIP PERFORMANCE IN THE WEEK	
Advanced	202
Declined	103
No Change	24
Total Traded Issues	329

TOP TEN GAINER COMPANIES BY CLOSING PRICE							
Scrip ID	Scrip Name	Category	Week Difference	Week		Turnover (BDT)	
				Opening	Closing		
18010	SAIF POWERTEC LIMITED	A	43.82	17.80	25.60	10,258,070.60	
12050	FAR EAST KNITTING & DYEING INDUS	A	38.25	14.90	20.60	15,395,835.00	
32006	GQ BALL PEN INDUSTRIES LIMITED	B	33.39	110.20	147.00	1,139,154.00	
12033	MITHUN KNITTING AND DYEING	Z	24.87	19.30	24.10	846,579.30	
10008	PRAGATI LIFE INSURANCE LTD.	A	21.18	111.40	135.00	2,520,087.50	
13026	GLOBAL HEAVY CHEMICALS LIMITED	B	20.26	22.70	27.30	8,314.50	
21053	ICB AMCL CMSF GOLDEN JUBILEE ML	A	19.08	13.10	15.60	1,606,991.10	
12056	TOSRIFA INDUSTRIES LTD.	B	18.50	20.00	23.70	74,318.60	
16025	BENGAL WINDSOR THERMOPLASTIC:	B	18.04	20.50	24.20	151,535.00	
22005	RUPALI BANK PLC.	Z	17.52	23.40	27.50	425,732.50	

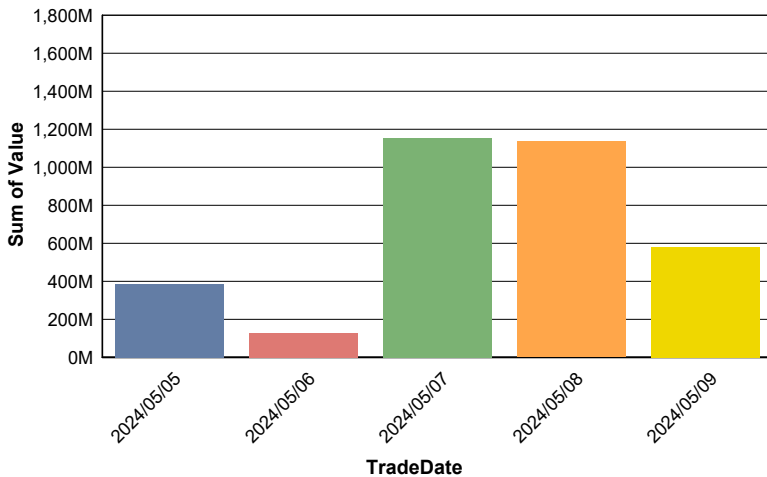
TOP TEN LOSER COMPANIES BY CLOSING PRICE

Scrip ID	Scrip Name	Category	Week Difference	Opening	Closing	Turnover (BDT)
17601	MK FOOTWEAR PLC	N	-27.02	55.50	40.50	335.50
50261	20Y BGTB 28/12/2042	A	-24.88	101.91	76.55	3,521,300.00
12024	H.R.TEXTILE MILLS LIMITED	B	-23.33	73.70	56.50	304,263.00
21046	VANGUARD AML BD FINANCE MUTUA	A	-21.21	6.60	5.20	2,080.00
22024	UTTARA BANK PLC.	A	-15.76	26.00	21.90	9,679,419.50
11031	STANDARD INSURANCE LIMITED	A	-15.05	48.50	41.20	133,230.00
12032	TALLU SPINNING MILLS LIMITED	Z	-14.28	7.70	6.60	16,197.80
19010	KHULNA PRINTING & PACKAGING LTC	Z	-12.94	25.50	22.20	206,495.20
32603	KRISHIBID FEED LIMITED	N	-12.80	36.70	32.00	9,710.00
25022	FAREAST FINANCE & INVESTMENT L	Z	-11.36	4.40	3.90	19,500.00

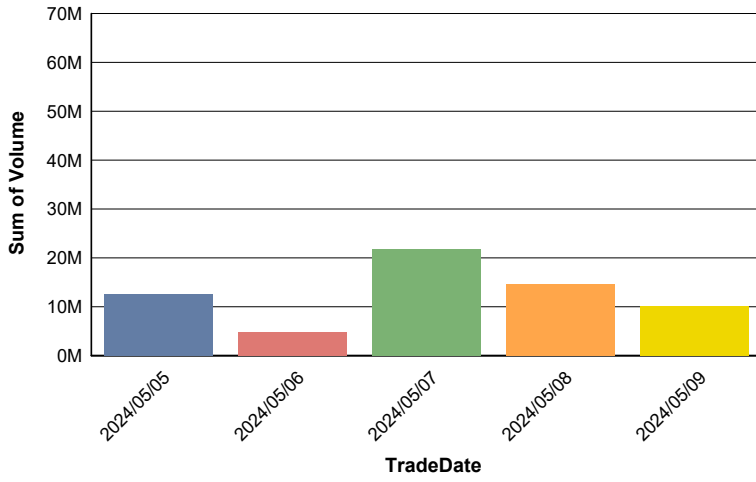
TOP TEN COMPANIES BY TURNOVER

Scrip ID	Scrip Name	Turnover (BDT)	Volume
20008	MEGHNA PETROLEUM LIMITED	800,388,432.50	4,030,159
13038	JMI HOSPITAL REQUISITE MFG. LTD.	508,141,401.00	6,934,998
32009	BRITISH AMERICAN TOBACCO BD CO	371,958,735.20	991,803
22007	PUBALI BANK LIMITED	362,161,730.20	12,194,295
18008	UNIQUE HOTEL & RESORTS PLC.	180,805,360.00	3,064,458
13002	SQUARE PHARMACEUTICALS PLC.	142,461,863.50	668,971
14028	TAUFIKA FOODS & LOVELLO ICECREAM PLC.	91,428,580.50	1,047,602
24013	eGENERATION LIMITED	68,454,593.60	1,481,407
16016	RANGPUR FOUNDRY LTD	64,969,237.80	429,790
14005	AGRICULTURAL MARKETING CO LTD	58,533,440.00	245,012

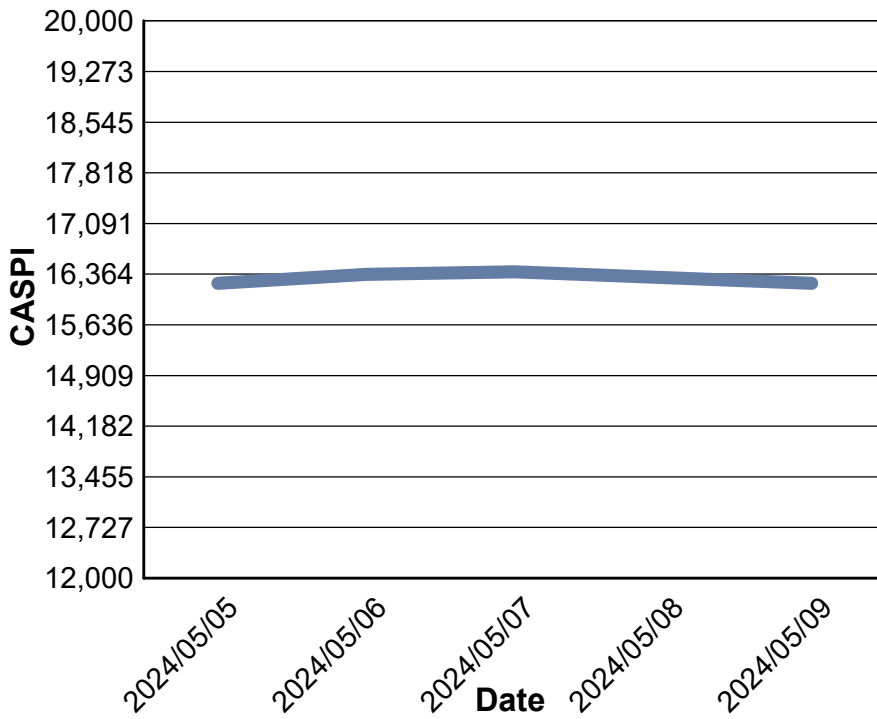
Data for Turnover Value



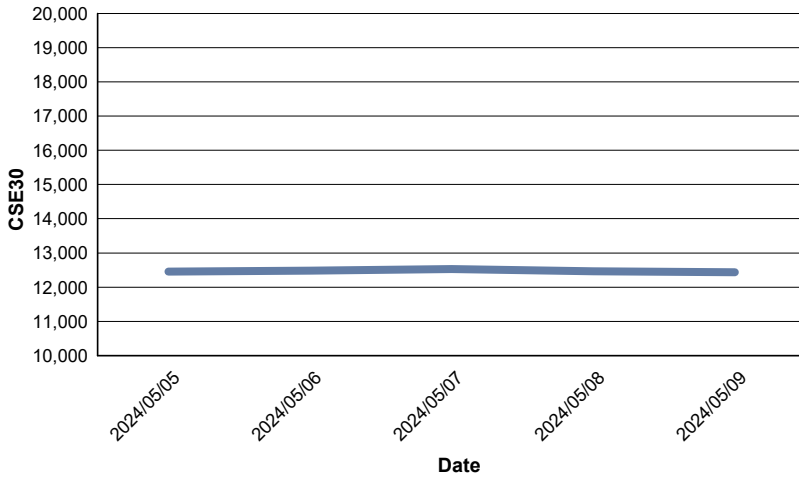
Data for Turnover Volume



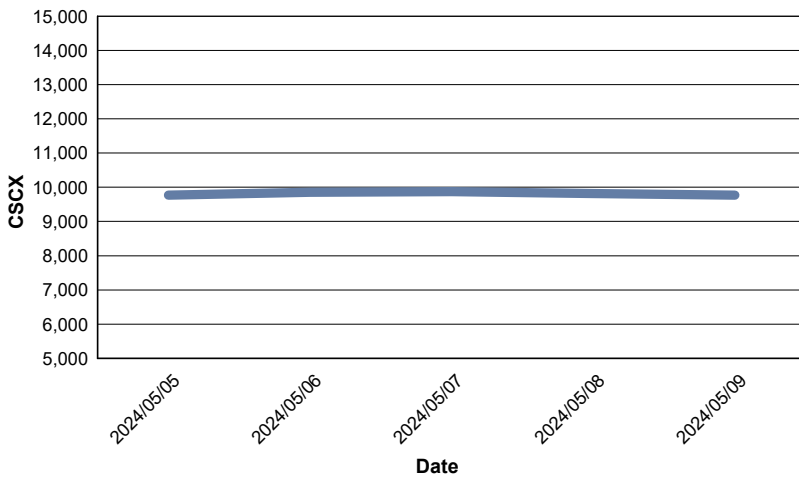
CASPI Index



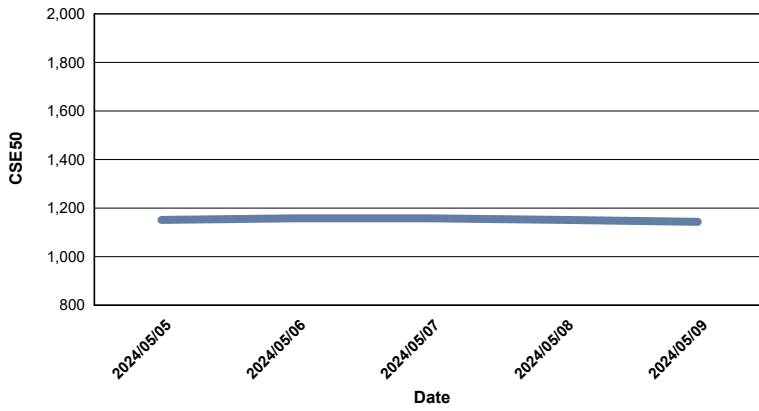
Index CSE30



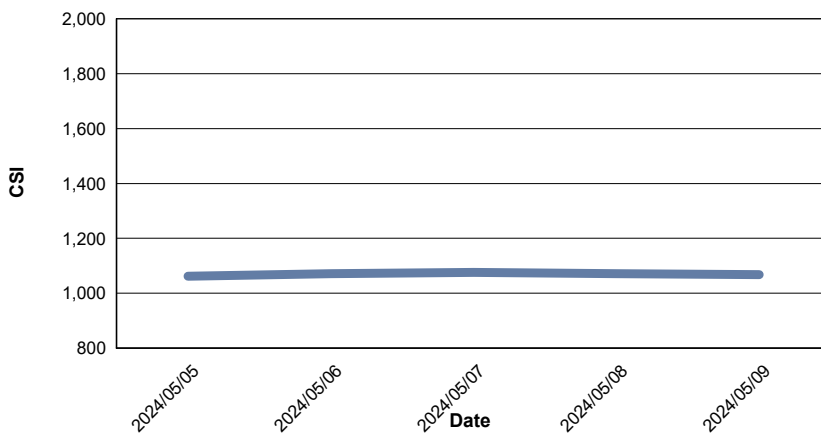
Index CSCX



Index CSE50



Index CSI



Index CSESMEX

